

# Westchester County

## Department of Health

### Community Health Assessment Data Update

KEEP HEALTHY AND GET THE STATS



@wchealthdept  
#keephealthy

## Opioid in Westchester County, Deaths due to Opioid Overdose, 2015

### Opioid Deaths and Death Rates by Sex, Westchester County, 2015

#### In this issue.

- Deaths and Death Rates by Sex, 2015.
- Deaths and Death Rates by Age Group, 2015.
- Deaths and Death Rates by Race/Ethnicity, 2015.
- Deaths and Death Rates by Region, 2015.
- Deaths by type of opioid, 2015.
- Health Planning Regions and Municipalities (Map)
- Data Sources, Methods, and Definitions.

Jiali Li, Ph.D. Director of Research & Evaluation  
Planning & Evaluation

Renee Recchia, MPH  
Acting Deputy Commissioner of Administration

#### Project Staff:

Milagros Venuti, MPA,  
Assistant Statistician

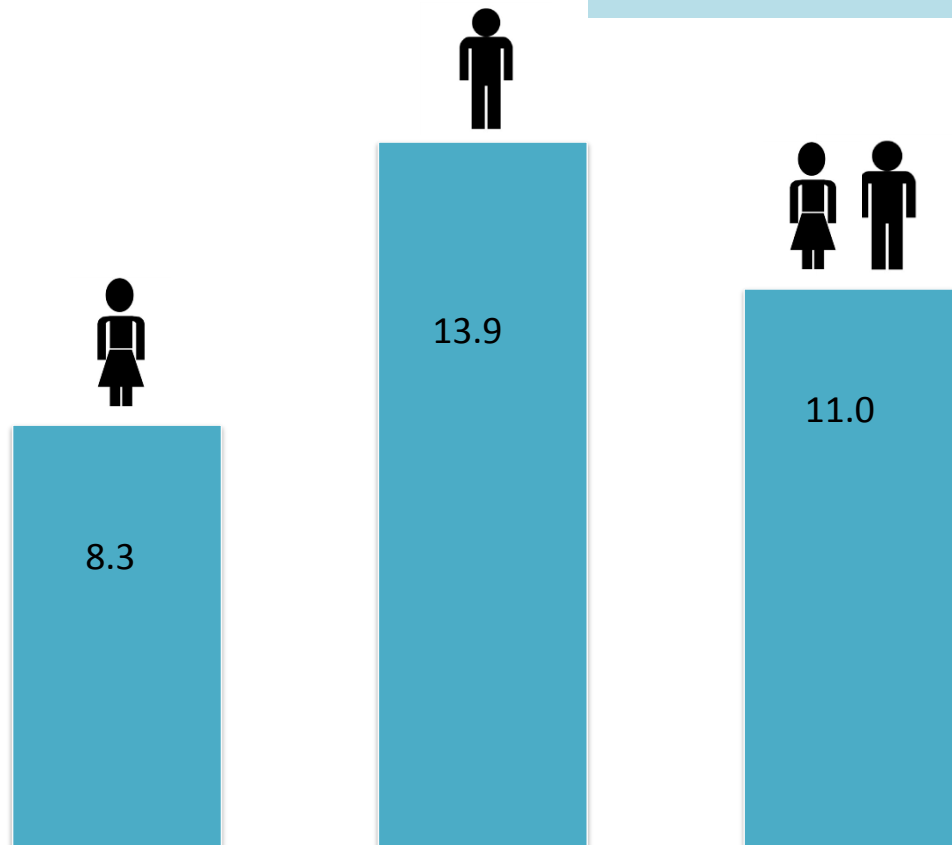
**Total Deaths: 79**

**Total Deaths among Women: 31**

**Total Deaths among Men: 48**

**61%**

The majority of deaths due to Opioid overdose were among men.



■ Death Rates per 100,000 population (Ages 15-79)

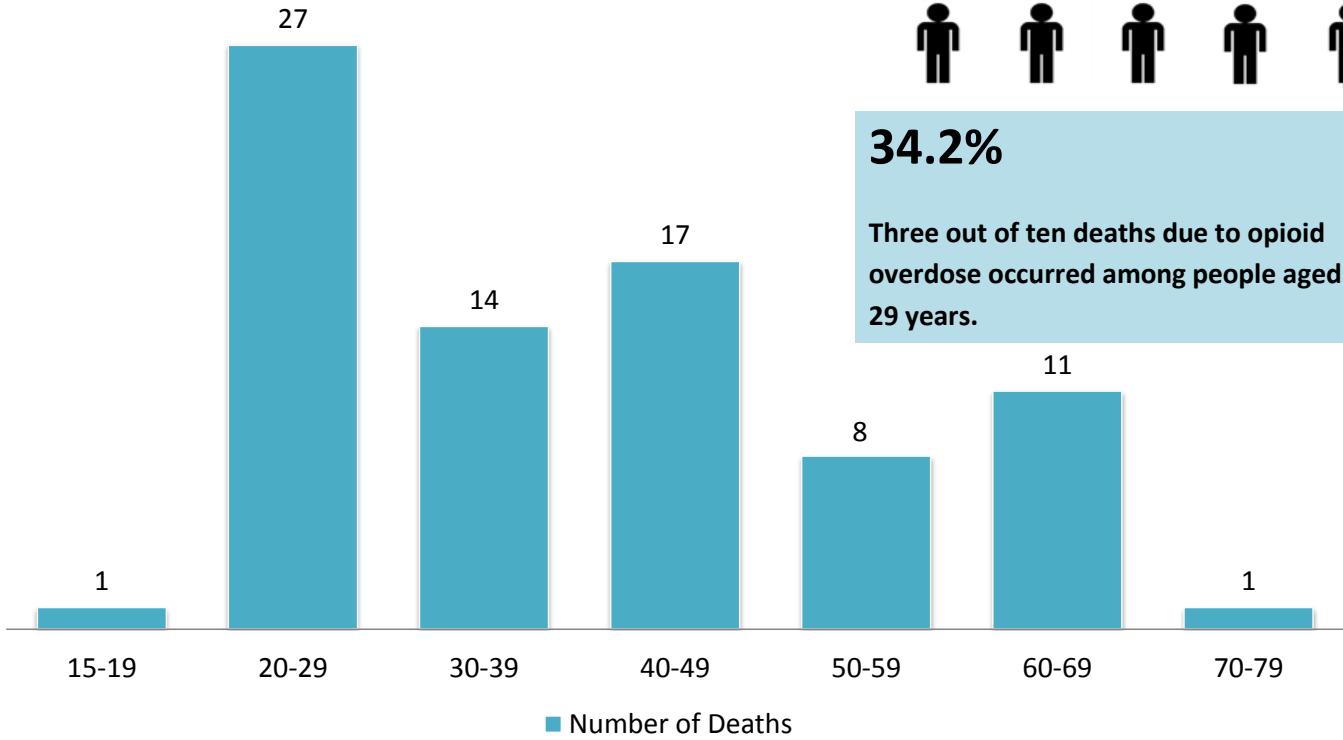
Deaths Involving Opioids by Age Group

Number of Deaths Involving Opioids by Age Group, 2015

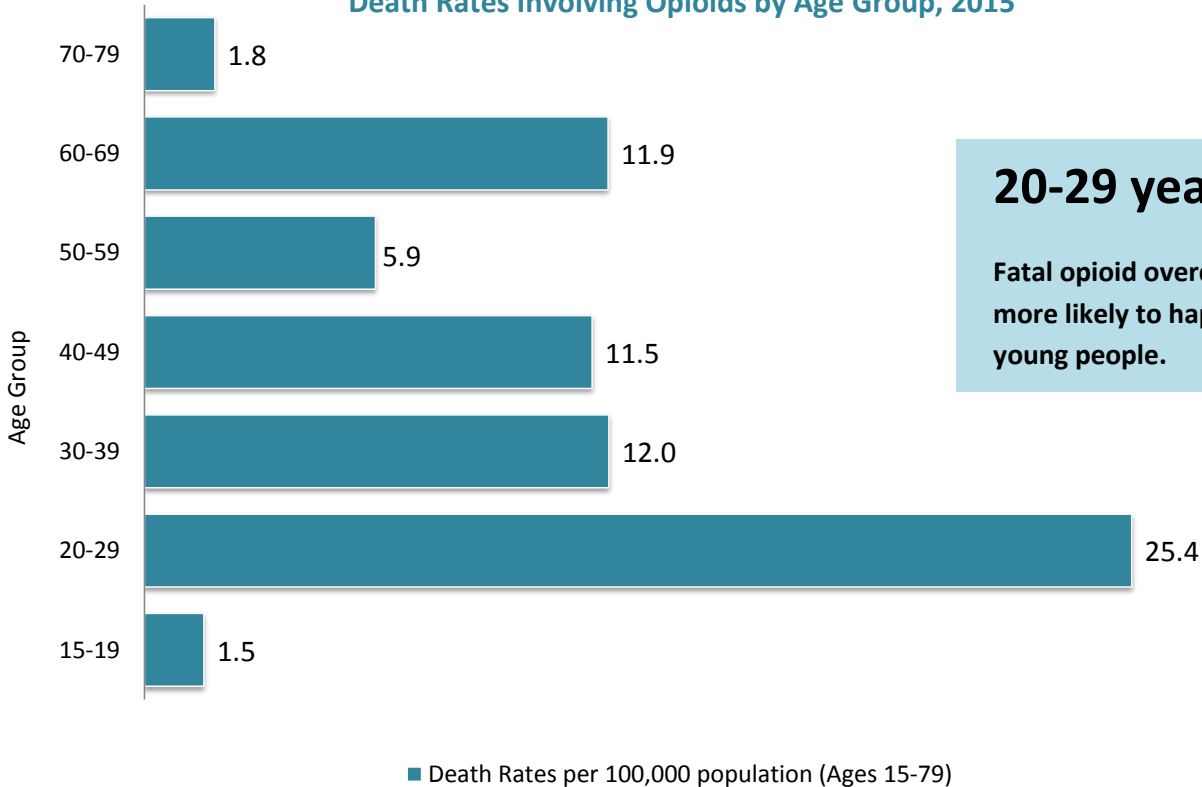


**34.2%**

Three out of ten deaths due to opioid overdose occurred among people aged 20-29 years.



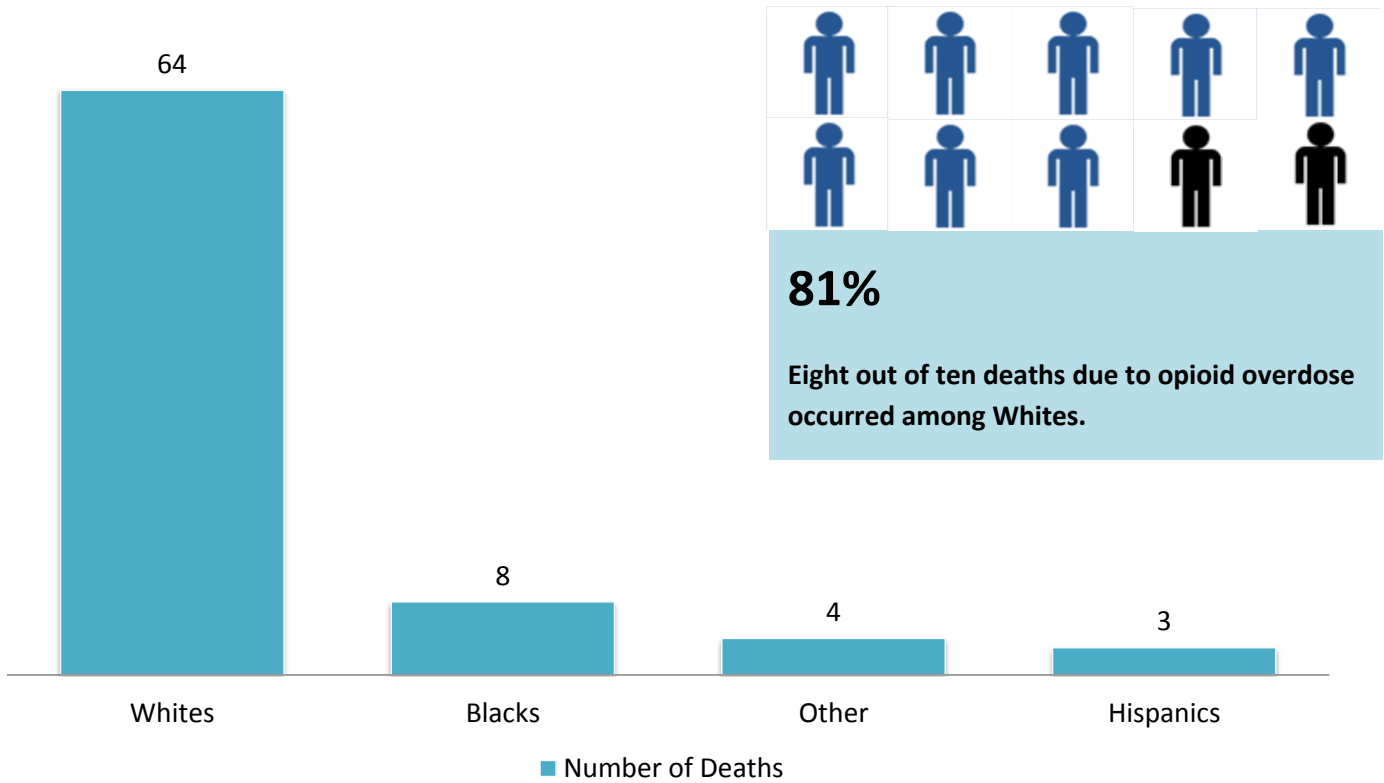
Death Rates Involving Opioids by Age Group, 2015



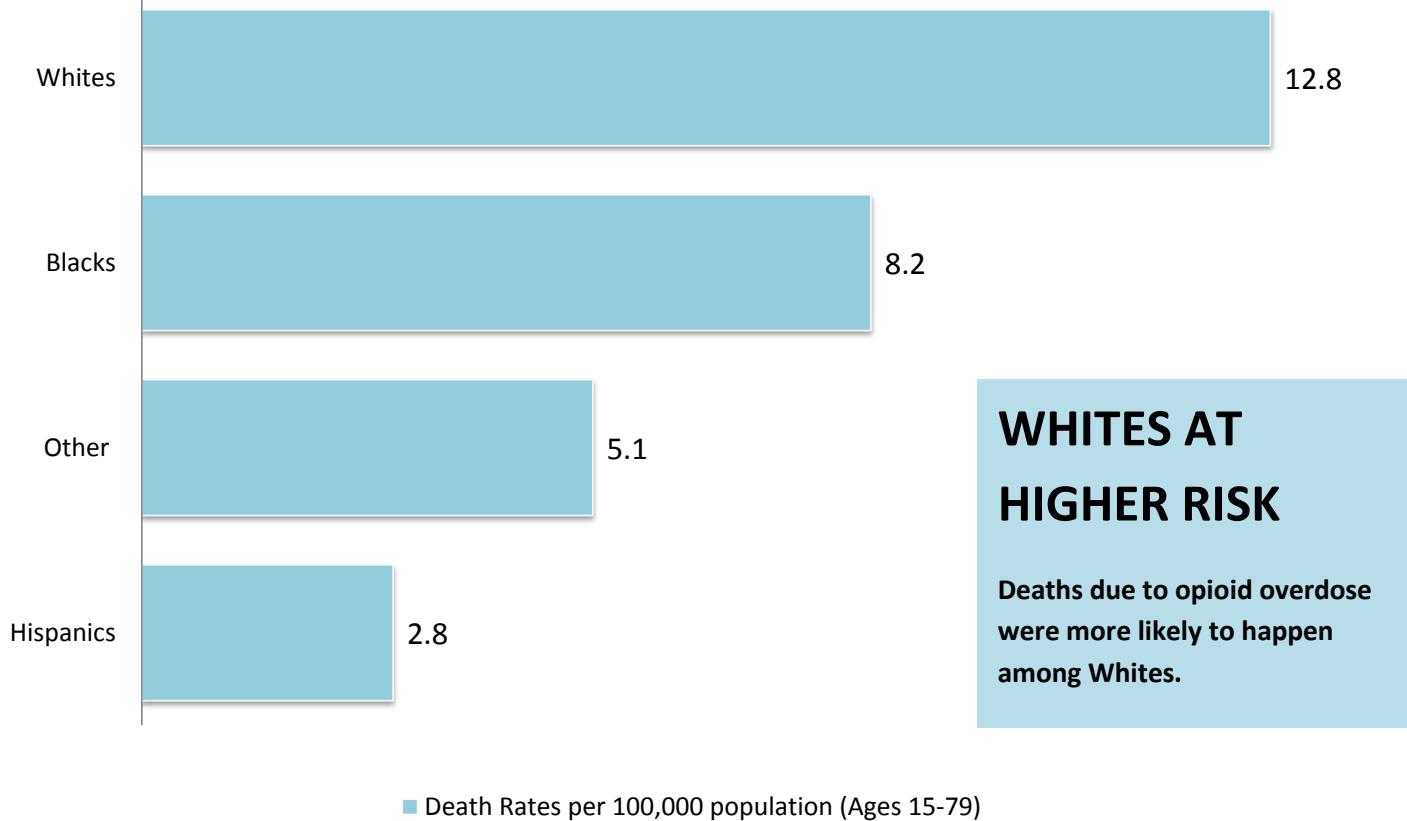
**20-29 year olds**

Fatal opioid overdoses were more likely to happen among young people.

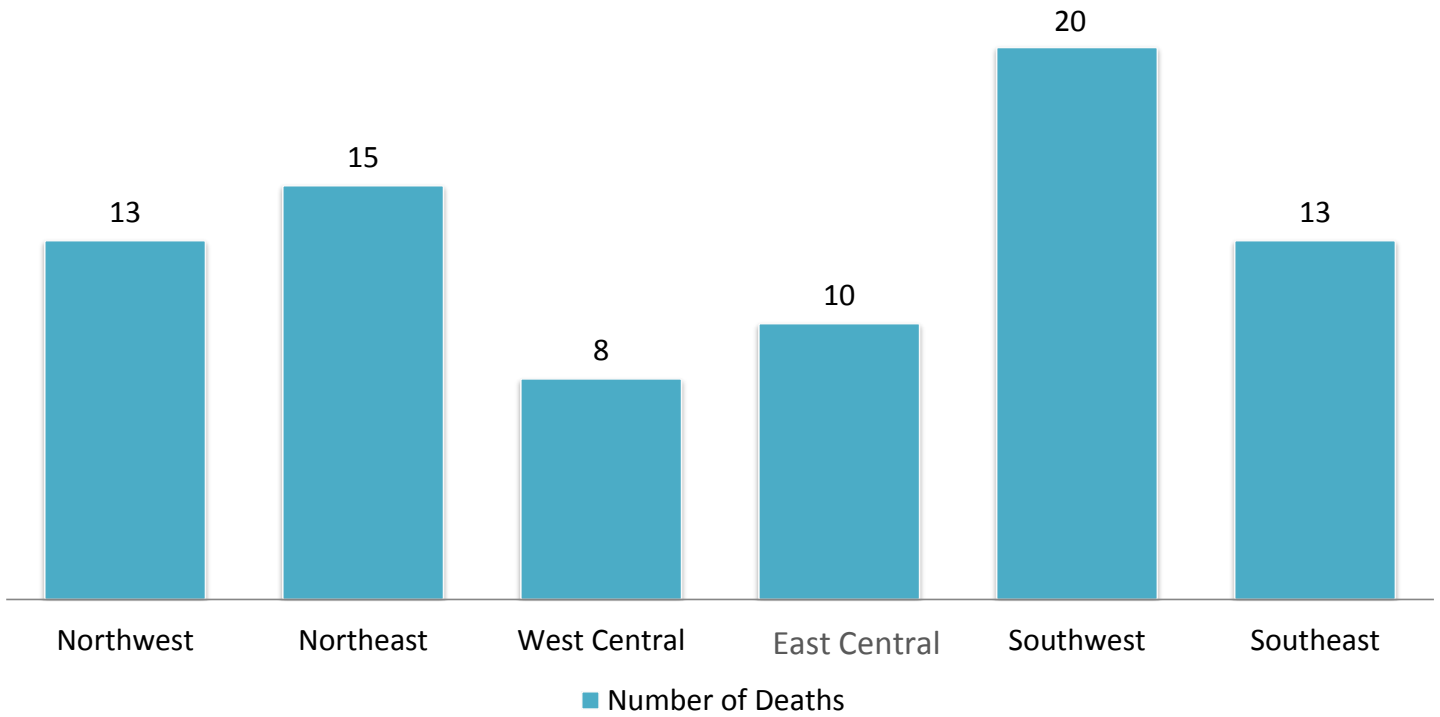
### Number of Deaths Involving Opioids by Race/Ethnicity Group, 2015



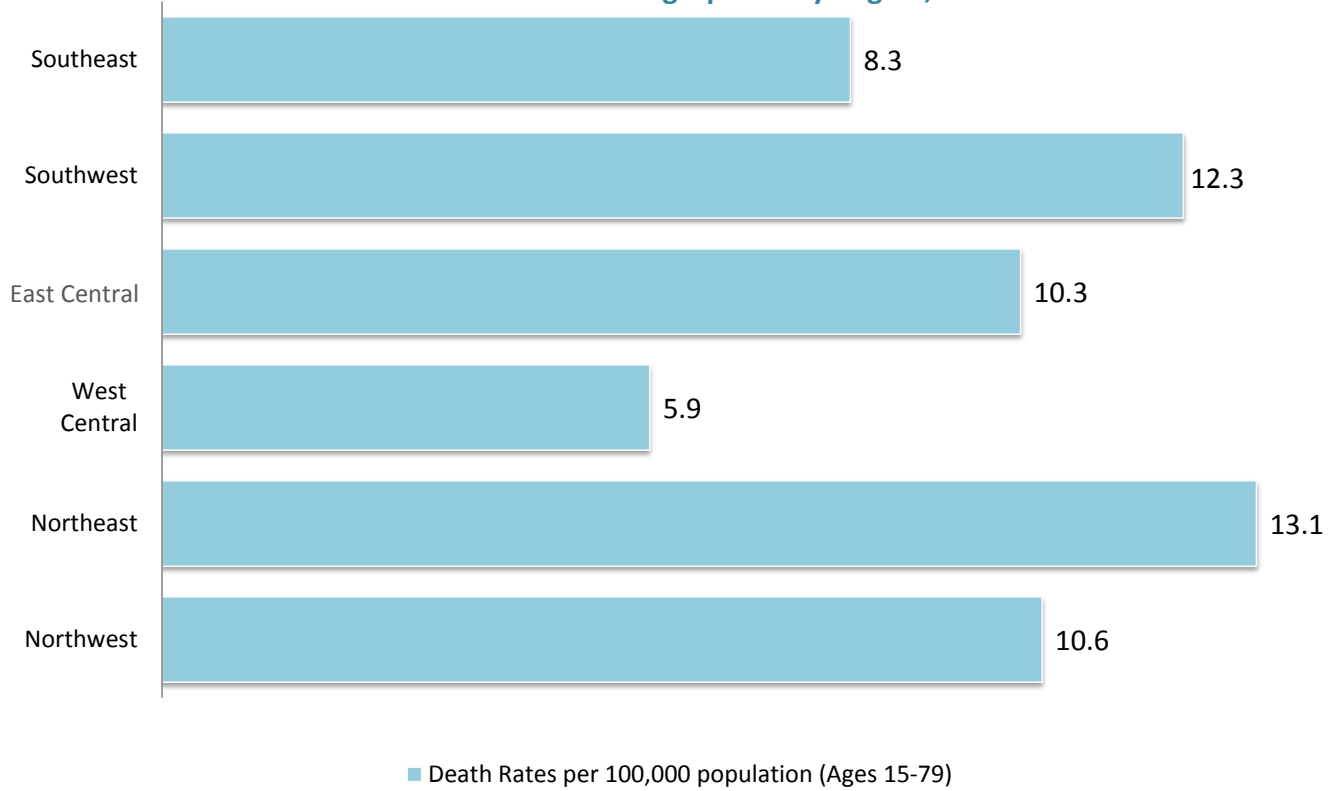
### Death Rates Involving Opioids by Race/Ethnicity, 2015




Number of Deaths Involving Opioids by Region, 2015



Death Rates Involving Opioids by Region, 2015



### Number of Deaths Involving Opioids by Type, 2015



41%

Four out of ten deaths due to opioid overdose involved *prescription opioids* without heroin.

Prescription Opioids



41%

Four out of ten deaths due to opioid overdose involved *heroin* without prescription opioids.

Heroin



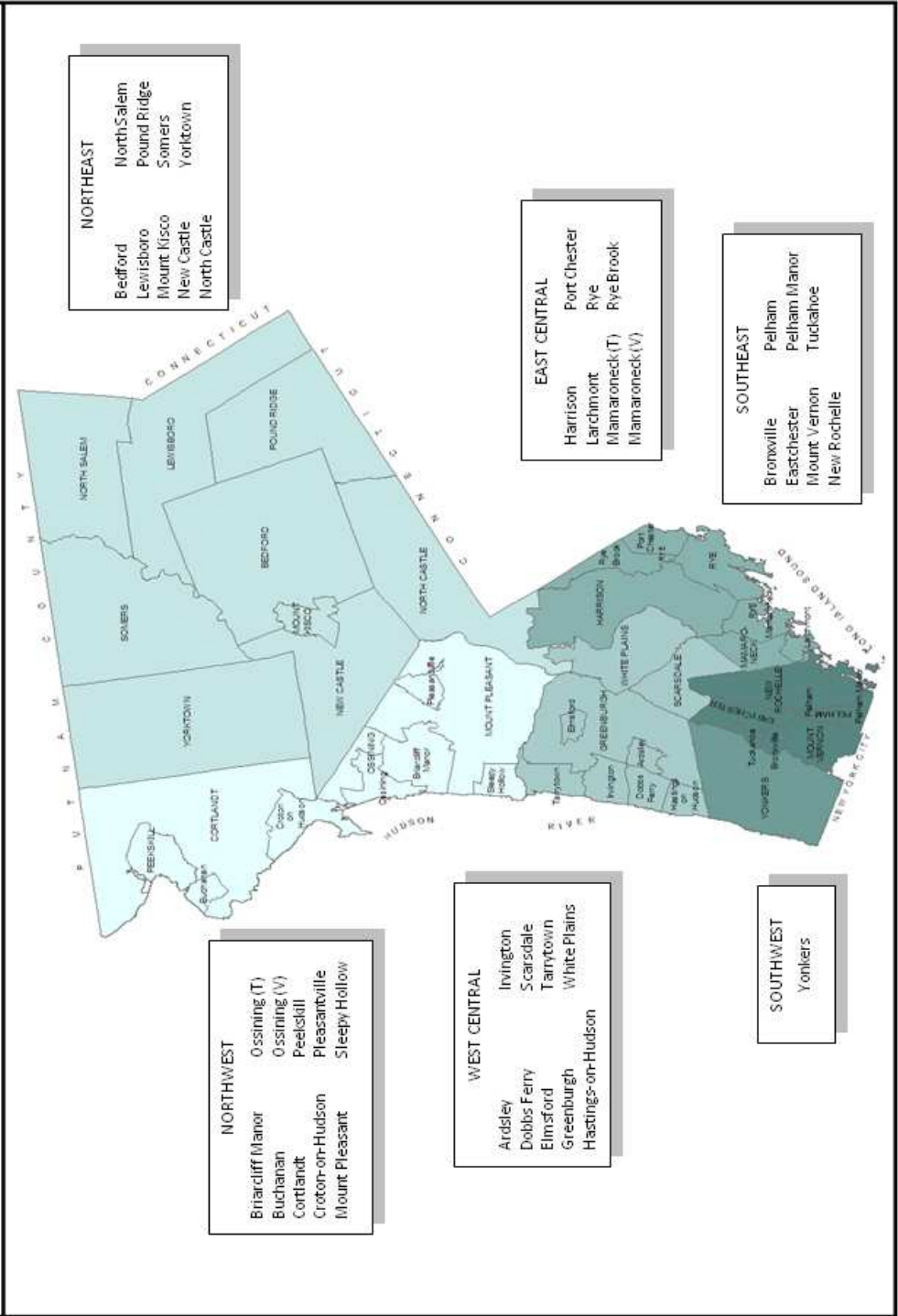
18%

Two out of ten deaths due to opioid overdose involved *prescription opioids and heroin*.

Prescription Opioids and Heroin



# Health Planning Regions and Municipalities, Westchester County



Opioids are drugs that act on the nervous system to relieve pain. Continued use and abuse can lead to physical dependence and withdrawal symptoms.

Opioid overdose deaths were identified using the *International Classification of Disease, Tenth Revision* (ICD-10), based on the ICD-10 underlying cause-of-death codes X40–44 (unintentional), X60–64 (suicide), X85 (homicide), or Y10–Y14 (undetermined intent). Among deaths with drug overdose as the underlying cause, the type of opioid is indicated by the following ICD-10 multiple cause-of-death codes: opioids (T40.1, T40.2, T40.3, and T40.4).

Specifically, the type of opioid is indicated by the following ICD-10 multiple causes of death codes: heroin (T40.1); natural/semisynthetic opioids (T40.2); methadone (T40.3); and synthetic opioids other than methadone (T40.4).

Opioid analgesics (commonly referred to as prescription opioids) include: natural opioid analgesics, synthetic opioid analgesics, and methadone. Heroin is an illicit (illegally-made) opioid synthesized from morphine.

The Centers for Disease Control and Prevention (CDC) defines opioid analgesics as follows:

- Natural opioid analgesics, including morphine and codeine, and semi-synthetic opioid analgesics, including drugs such as oxycodone, hydrocodone, hydromorphone, and oxymorphone.
- Methadone, a synthetic opioid.
- Synthetic opioid analgesics other than methadone, including drugs such as tramadol and fentanyl.

New York state vital statistics multiple-cause-of-death mortality data, were used for this report. All reported rates were calculated using the 2010 population reported by U.S. Census Bureau. When the rates were based on few cases of deaths, Average Annual Death Rates were calculated, so that the rates were based on a larger number of cases.