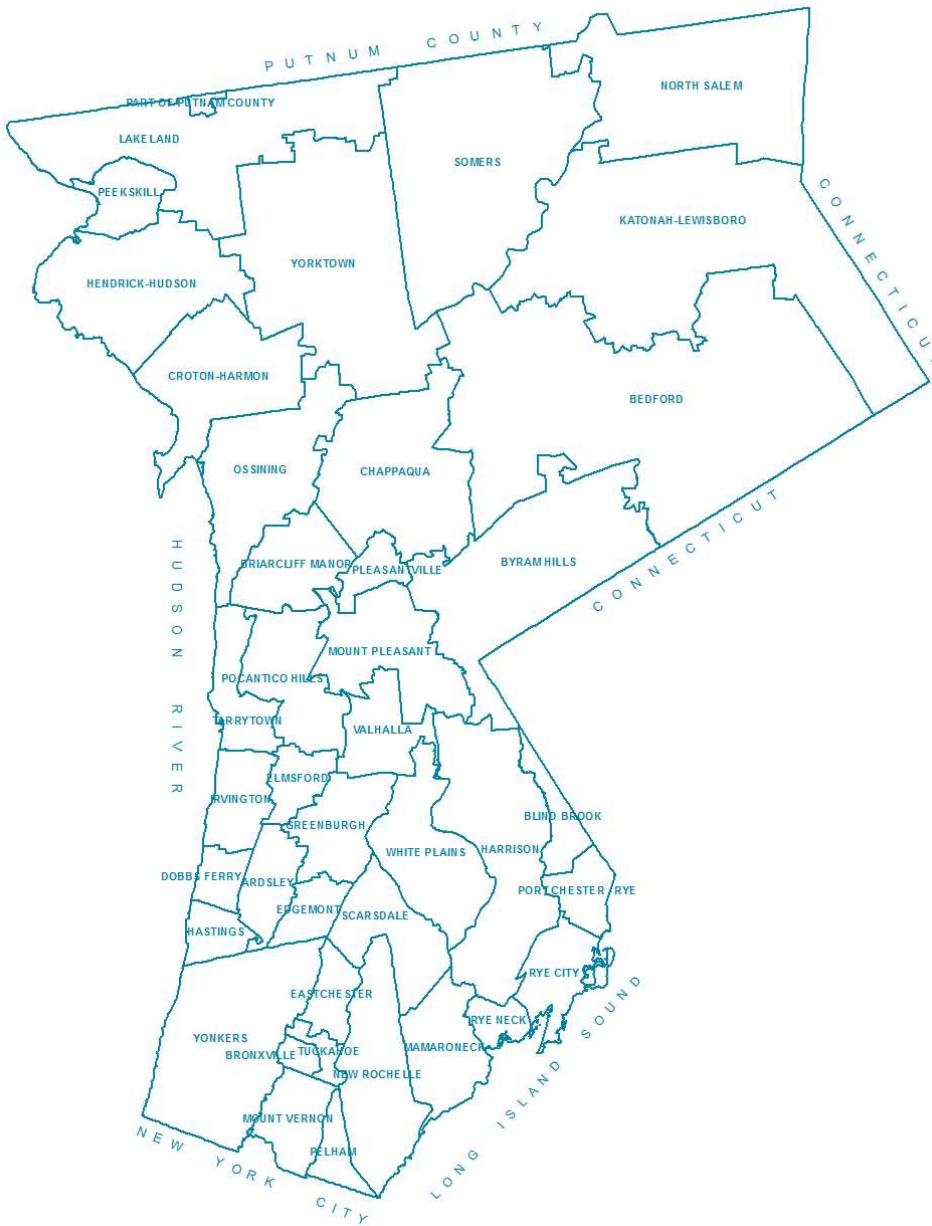


# Westchester County Department of Health

Community Health Assessment Data Update

2015.08

## Regional School-Aged Children BMI Profiles 2012-2013 and 2013-2014 School Years



In this issue:

- Number and Percent of School Aged Children who are overweight, obese, and overweight/obese by grade

Project Directors:

Jiali Li, Ph.D. Director of Research & Evaluation Planning & Evaluation

Renee Recchia, MPH, Acting Deputy Commissioner of Administration

Project Staff:

Megan Cea, MPH, Medical Data Analyst

Stan Cho, MPH, Medical Data Analyst

Milagros Venuti, MPA, Assistant Statistician

Graphic Design:  
Megan Cea, MPH

The Westchester County Department of Health (WCDH) plays a leading role in promoting health, preventing disease, and prolonging meaningful life for Westchester County residents. WCDH monitors and controls the spread of communicable diseases, monitors and regulates air and water quality, enforces the state and local sanitary code, promotes local public health activities, and assures the availability of community health services.

To comply with New York State Public Health Law, WCDH completed a **Community Health Assessment (CHA) 2013-2017** in 2013 to describe the health status of Westchester County residents, identify existing gaps and health care barriers, assess the availability and accessibility of health care services, and specify public health priorities in the County. This document is intended to supplement the 2013-2017 CHA with updated regional school BMI information.

In order to monitor overweight and obesity status and support the statewide efforts to reverse the childhood obesity epidemic, the **New York State Student Weight Status Category Reporting System (SWSCR)** was established to collect weight status category data (underweight, healthy weight, overweight or obese, based on BMI-for-age percentile) on children and adolescents attending public school in New York State, outside New York City. Data collected include the number and percent of students who are overweight, obese and overweight or obese for all reportable grades within each school district. The reportable grade groups are: elementary – including grades pre-K, K, 2, and 4; and middle/high- including grades 7 and 10. Each school district is required by New York State Department of Education to report data in every alternate school year.

Beginning in 2010, all data reported through the SWSCR have been released on Health Data New York (<https://health.data.ny.gov/Health/Student-Weight-Status-Category-Reporting-Results-B/es3k-2aus>). This regional profile represents data extracted from the SWSCR website for two school years: half of the school districts reported BMI data for school year 2012-2013 and the other half for school year 2013-2014. Data on BMI information by gender, although reported to the SWSCR by each school district, were not made available by New York State Department of Education at the time of publishing this document. In the process of extracting data from the SWSCR website, WCDH checked for consistencies within each category, each grade group, and each school district. Data reported in this regional profile reflect the adjustments made by WCDH to correct possible data reporting and data entry errors.

During the 2012-2013 and 2013-2014 school years, Westchester County public schools reported an overweight rate of 14.6% and an obesity rate of 13.7%, compared to 16.7% and 17.3%, respectively, of all public schools in New York State (excluding New York City public schools). At the elementary school level, the overweight rate was 14.1% and the obesity rate was 14.3% for Westchester County public schools; the overweight rate was 16.4% and obesity rate was 16.8% for all New York State public schools (excluding those in New York City). At the middle school and high school level, the overweight rate was 15.2% and the obesity rate was 13.3% for Westchester public schools, compared to 17.1% and 18.1%, respectively, for all New York State public schools (excluding New York City).

**Public Student Weight Status in Westchester County and New York State, School Year 2012-2014 (%)**

	Elementary Schools (Grades PK, K, 2, and 4)		Middle/High Schools (Grades 7 and 10)		District Total (Grades PK,K,2,4,7, and 10)	
	Westchester	NYS	Westchester	NYS	Westchester	NYS
Overweight (%)	14.1	16.4	15.2	17.1	14.6	16.7
Obese (%)	14.3	16.8	13.3	18.1	13.7	17.3
Overweight or Obese (%)	28.4	33.2	28.5	35.2	28.3	34.0

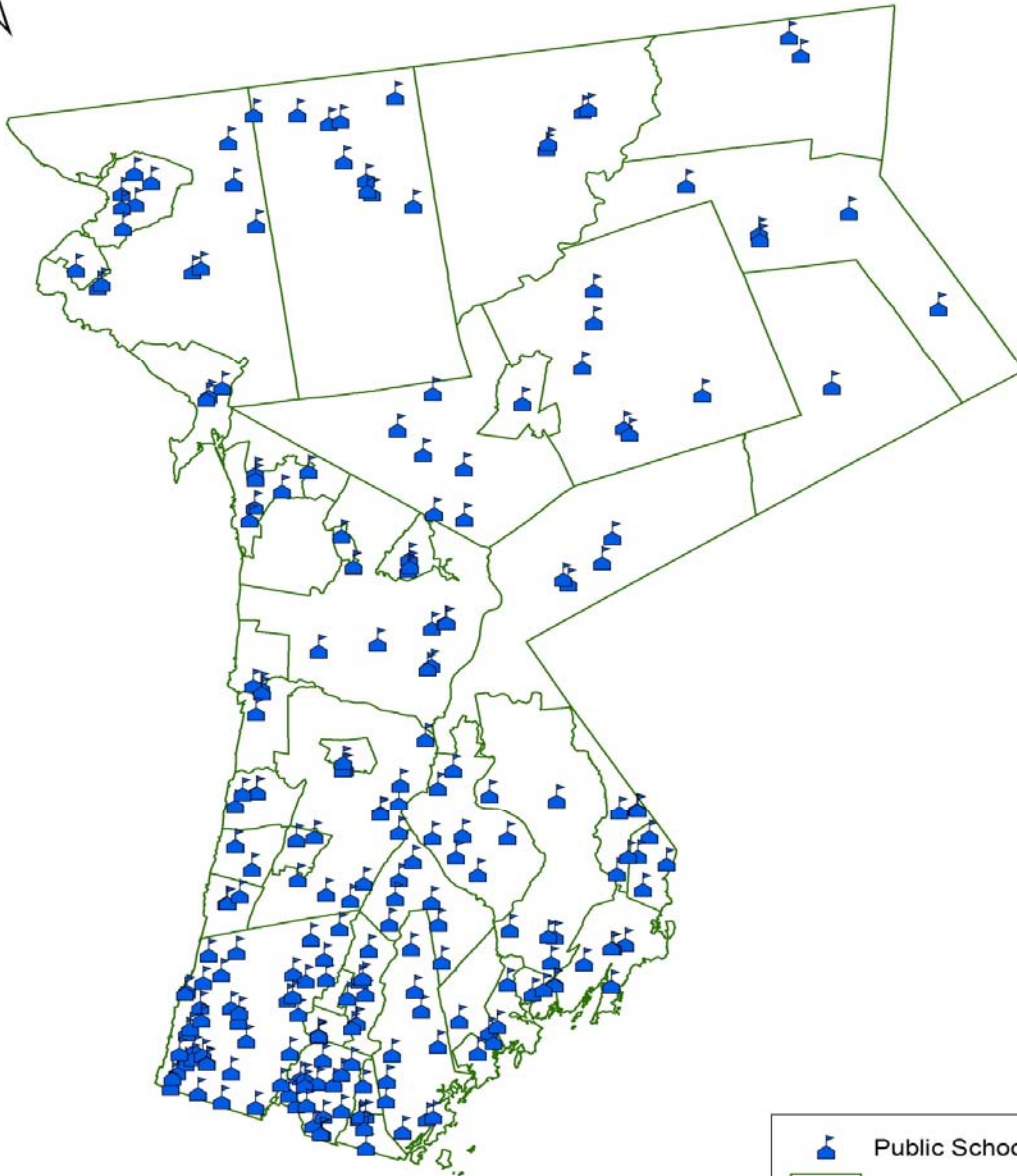
## TABLE OF CONTENTS

Foreword	
Westchester County Public Schools (Map)	1
BMI Status of Children in Westchester County Public Schools	
WESTCHESTER	2
ARDSLEY UNION FREE SCHOOL DISTRICT	3
BEDFORD CENTRAL SCHOOL DISTRICT	4
BLIND BROOK-RYE UNION FREE SCHOOL DISTRICT	5
BRIARCLIFF MANOR UNION FREE SCHOOL DISTRICT	6
BRONXVILLE UNION FREE SCHOOL DISTRICT	7
BYRAM HILLS CENTRAL SCHOOL DISTRICT	8
CHAPPAQUA CENTRAL SCHOOL DISTRICT	9
CROTON-HARMON UNION FREE SCHOOL DISTRICT	10
DOBBS FERRY UNION FREE SCHOOL DISTRICT	11
EASTCHESTER UNION FREE SCHOOL DISTRICT	12
EDGEMONT UNION FREE SCHOOL DISTRICT	13
ELMSFORD UNION FREE SCHOOL DISTRICT	14
GREENBURGH CENTRAL SCHOOL DISTRICT	15
HARRISON CENTRAL SCHOOL DISTRICT	16
HASTINGS-ON-HUDSON UNION FREE SCHOOL DISTRICT	17
HENDRICK HUDSON CENTRAL SCHOOL DISTRICT	18
IRVINGTON UNION FREE SCHOOL DISTRICT	19
KATONAH-LEWISBORO UNION FREE SCHOOL DISTRICT	20
LAKELAND CENTRAL SCHOOL DISTRICT	21
MAMARONECK UNION FREE SCHOOL DISTRICT	22
MOUNT PLEASANT CENTRAL SCHOOL DISTRICT	23
MOUNT VERNON CITY SCHOOL DISTRICT	24
NEW ROCHELLE CITY SCHOOL DISTRICT	25

## TABLE OF CONTENTS

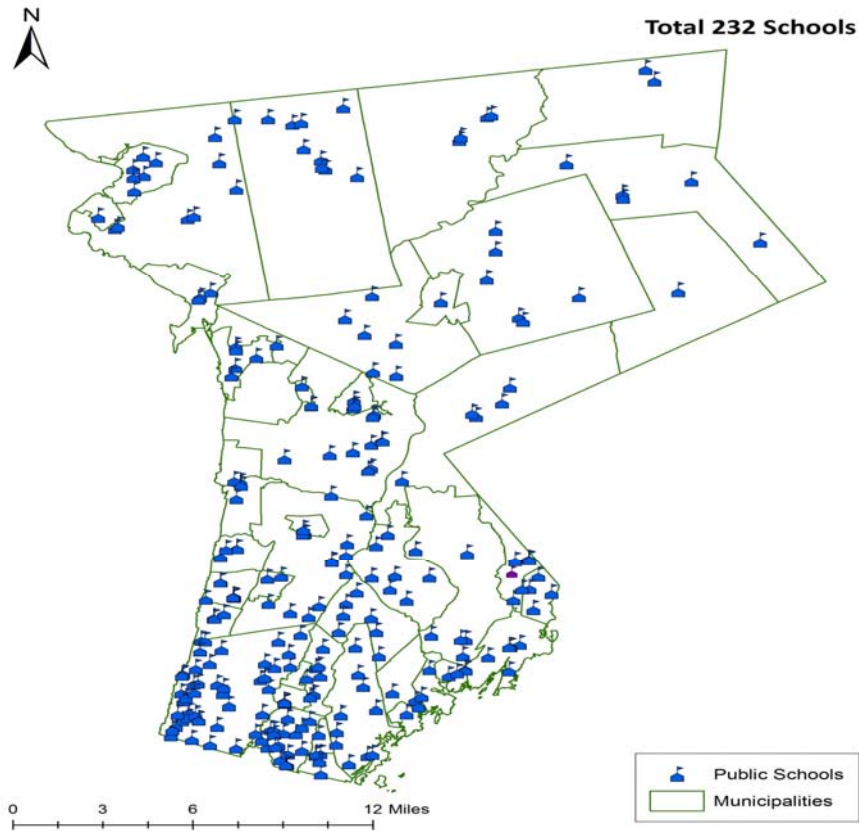
NORTH SALEM CENTRAL SCHOOL DISTRICT	26
OSSINING UNION FREE SCHOOL DISTRICT	27
PEEKSKILL CITY SCHOOL DISTRICT	28
PELHAM UNION FREE SCHOOL DISTRICT	29
PLEASANTVILLE UNION FREE SCHOOL DISTRICT	30
POCANTICO HILLS CENTRAL SCHOOL DISTRICT	31
PORT CHESTER-RYE UNION FREE SCHOOL DISTRICT	32
RYE CITY SCHOOL DISTRICT	33
RYE NECK UNION FREE SCHOOL DISTRICT	34
SCARSDALE UNION FREE SCHOOL DISTRICT	35
SOMERS CENTRAL SCHOOL DISTRICT	36
TARRYTOWNS UNION FREE SCHOOL DISTRICT	37
TUCKAHOE UNION FREE SCHOOL DISTRICT	38
VALHALLA UNION FREE SCHOOL DISTRICT	39
WHITE PLAINS CITY SCHOOL DISTRICT	40
YONKERS CITY SCHOOL DISTRICT	41
YORKTOWN CENTRAL SCHOOL DISTRICT	42
 Appendix A. American Academy of Pediatrics Recommendations for Prevention of Pediatric Overweight and Obesity	 43
 Appendix B. New York State Public School District Tally Sheet for Student BMI Weight Status Category Survey	 45
 Appendix C. Body Mass Index-for Age Percentiles	 47
 Appendix D. List of Westchester County Public Schools	 49

# WESTCHESTER COUNTY PUBLIC SCHOOLS





# WESTCHESTER COUNTY PUBLIC SCHOOLS



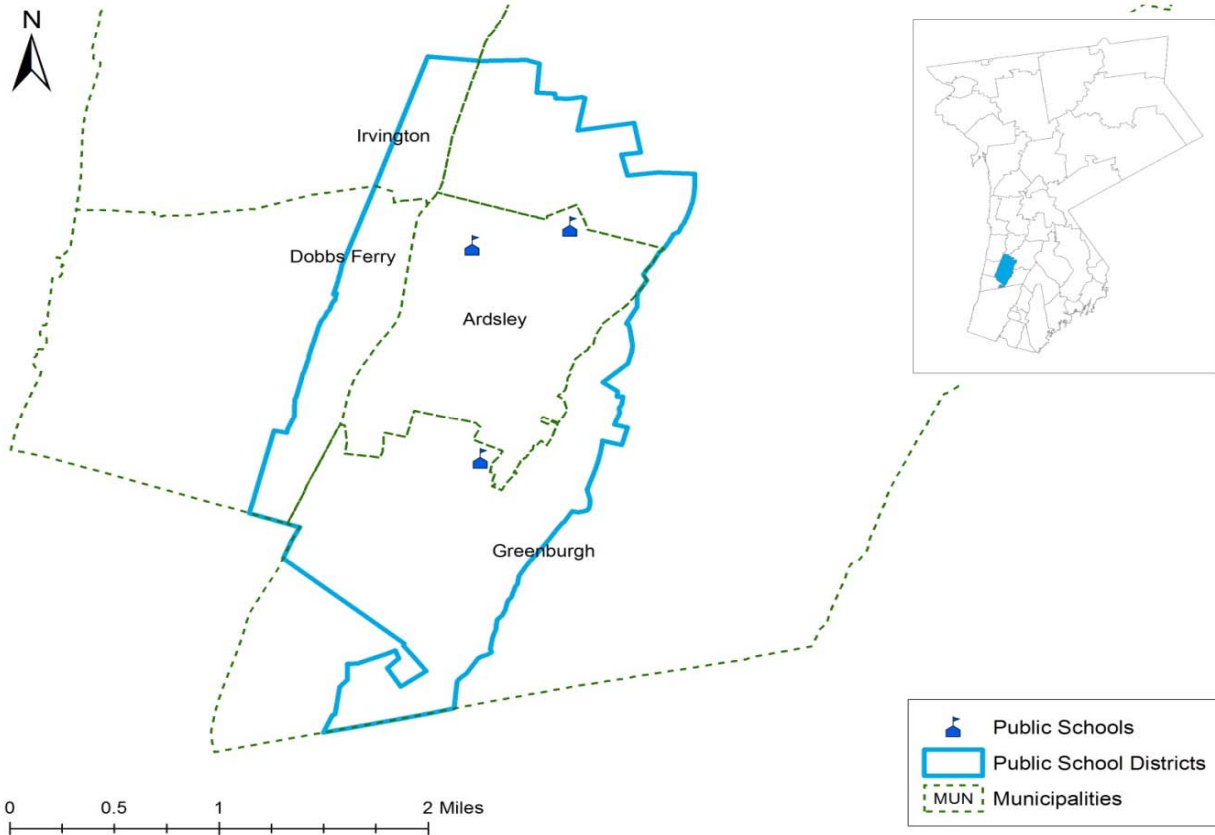
## Student Weight Status 2012-2014

		Grade Level		
		Elementary	Middle/High	District Total*
Grades report on overweight and obesity status		PK, K, 2, 4	7,10	PK,K,2,4,7,10
Overweight:	N	3,560	2,469	6,083
	%	14.1	15.2	14.6
Obese:	N	3,599	2,161	5760**
	%	14.3	13.3	13.7
Overweight or Obese:	N	7,159	4,630	11,791
	%	28.4	28.5	28.3

\* School districts report weight status data separately for students in elementary, middle/high and the total school district. The counts of students represented in the district totals may not necessarily equal the sum of students in the elementary and middle/high totals because of restrictions in reporting small numbers due to the FERPA.

\*\*WCDH corrected data entry/reporting errors from these recorded at <https://health.data.ny.gov>

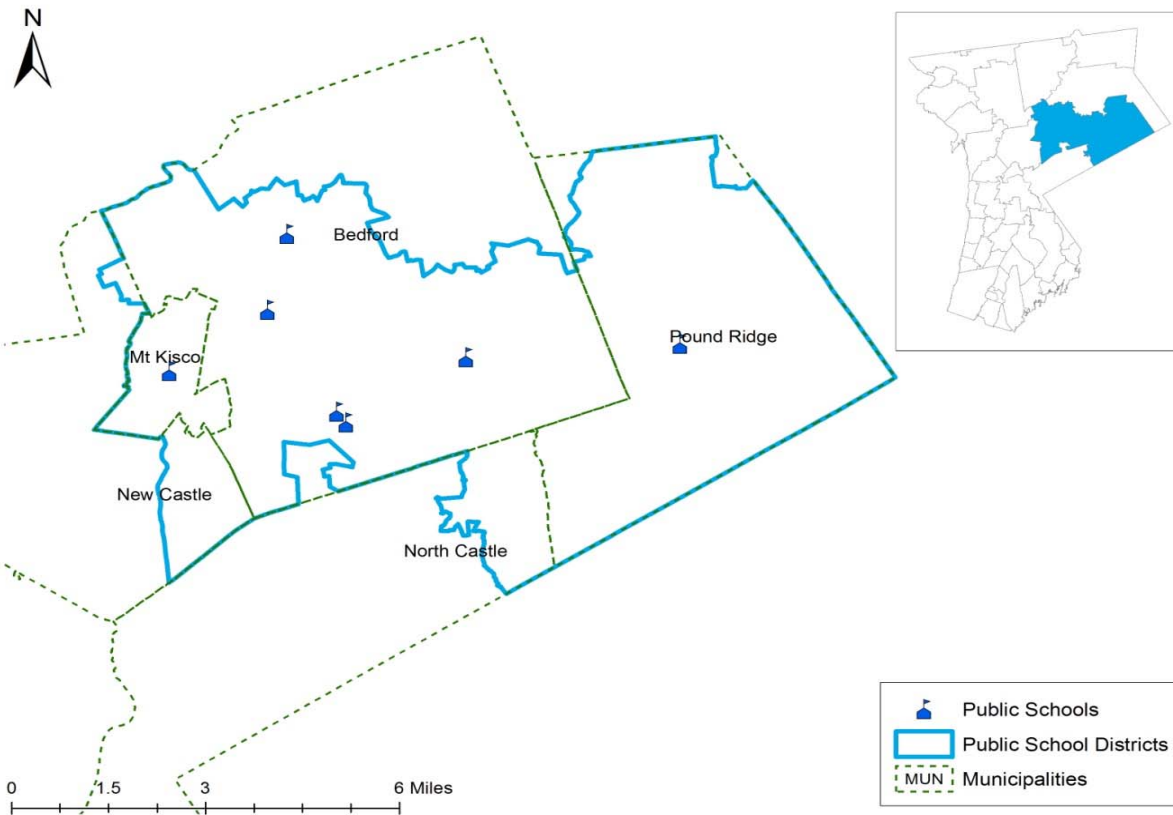
# ARDSLEY UNION FREE SCHOOL DISTRICT



## Student Weight Status 2012-2013

		Grade Level		
		Elementary	Middle/High	District Total
Grades report on overweight and obesity status		PK, K, 2, 4	7,10	PK,K,2,4,7,10
Overweight:	N	52	34	86
	%	12.9	14.5	13.3
Obese:	N	53	27	80
	%	13.1	11.5	12.4
Overweight or Obese:	N	105	61	166
	%	26.0	26.0	25.7

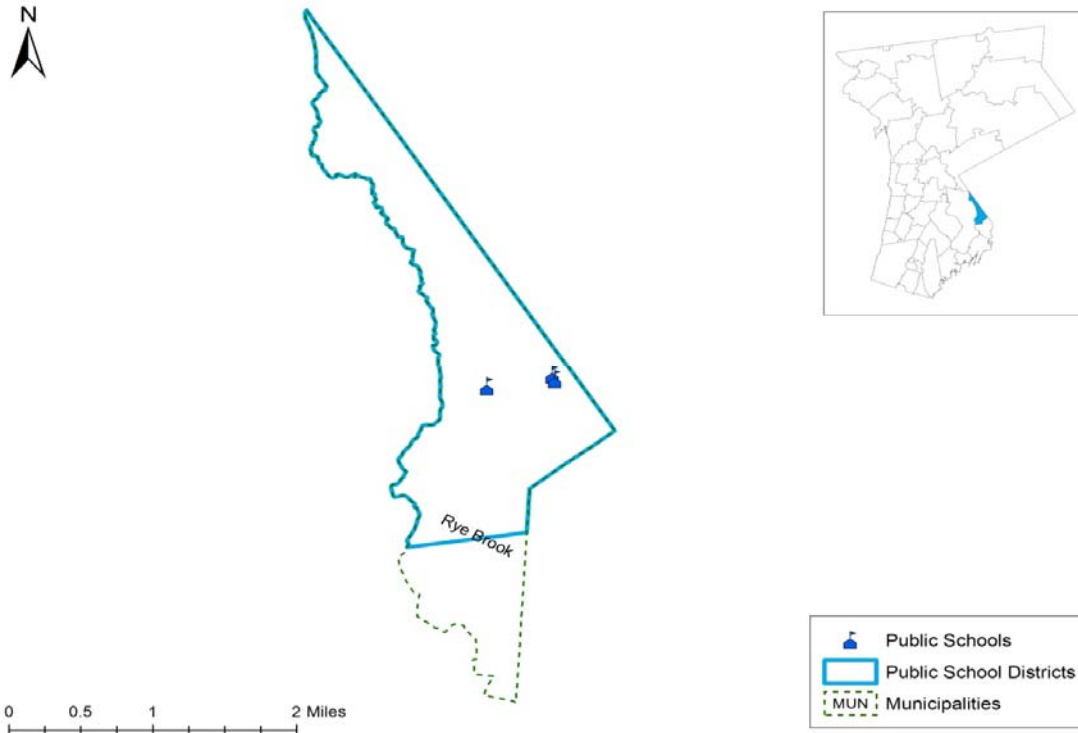
# BEDFORD CENTRAL SCHOOL DISTRICT



## Student Weight Status 2012-2013

		Grade Level		
		Elementary	Middle/High	District Total
Grades report on overweight and obesity status		PK, K, 2, 4	7,10	PK,K,2,4,7,10
Overweight:	N	157	103	260
	%	15.5	16.7	16.0
Obese:	N	166	96	262
	%	16.4	15.6	16.1
Overweight or Obese:	N	323	199	522
	%	32.0	32.3	32.0

## BLIND BROOK-RYE UNION FREE SCHOOL DISTRICT

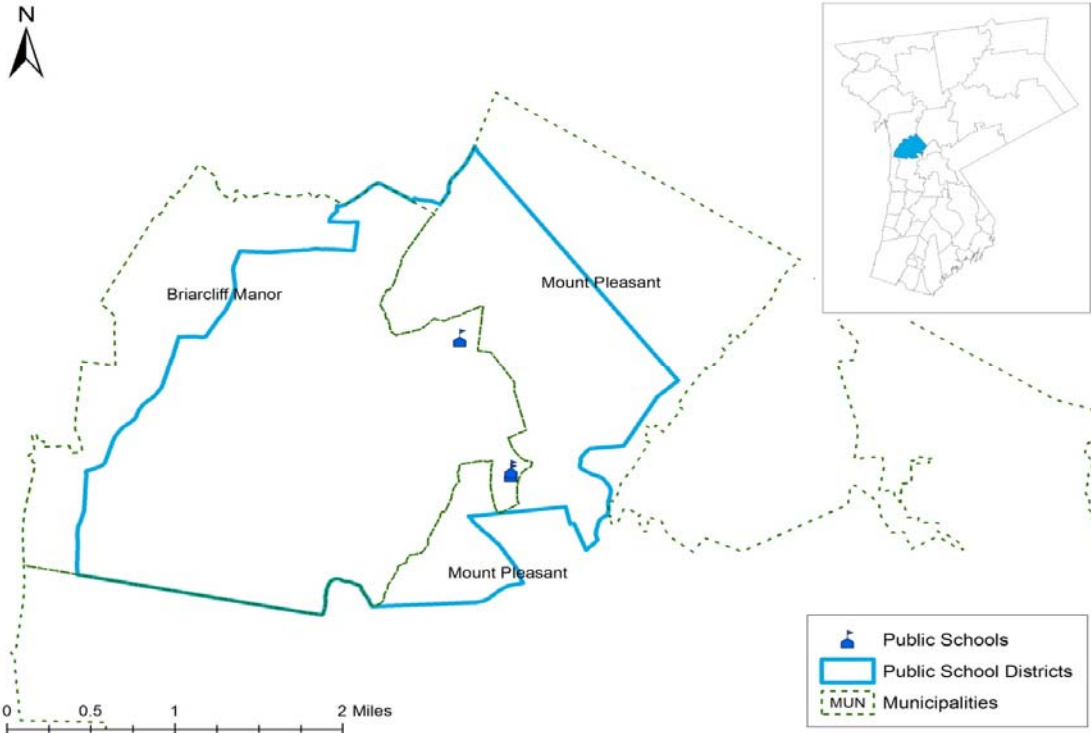


### Student Weight Status 2013-2014

		Grade Level		
		Elementary	Middle/High	District Total*
Grades report on overweight and obesity status		PK, K, 2, 4	7,10	PK,K,2,4,7,10
Overweight:	N	44	36	80
	%	13.7	16.4	14.4
Obese:	N	25	13	40
	%	7.8	5.9	7.2
Overweight or Obese:	N	69	49	120
	%	21.4	22.3	21.7

\* School districts report weight status data separately for students in elementary, middle/high and the total school district. The counts of students represented in the district totals may not necessarily equal the sum of students in the elementary and middle/high totals because of restrictions in reporting small numbers due to the FERPA.

## BRIARCLIFF MANOR UNION FREE SCHOOL DISTRICT


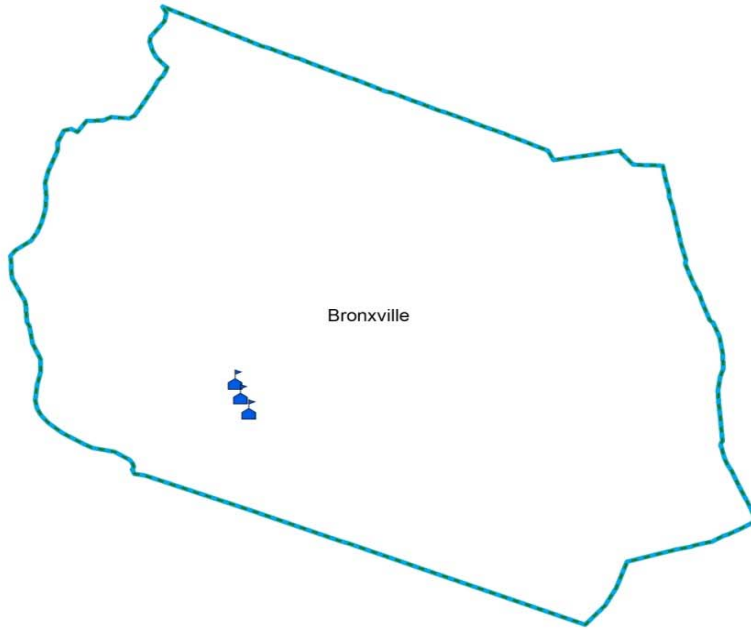


### Student Weight Status 2013-2014

		Grade Level		
		Elementary	Middle/High	District Total*
Grades report on overweight and obesity status		PK, K, 2, 4	7,10	PK,K,2,4,7,10
Overweight:	N	29	49	78
	%	10.7	17.2	13.7
Obese:	N	27	18	49
	%	9.9	6.3	8.6
Overweight or Obese:	N	56	67	127
	%	20.6	23.5	22.2

\* School districts report weight status data separately for students in elementary, middle/high and the total school district. The counts of students represented in the district totals may not necessarily equal the sum of students in the elementary and middle/high totals because of restrictions in reporting small numbers due to the FERPA.

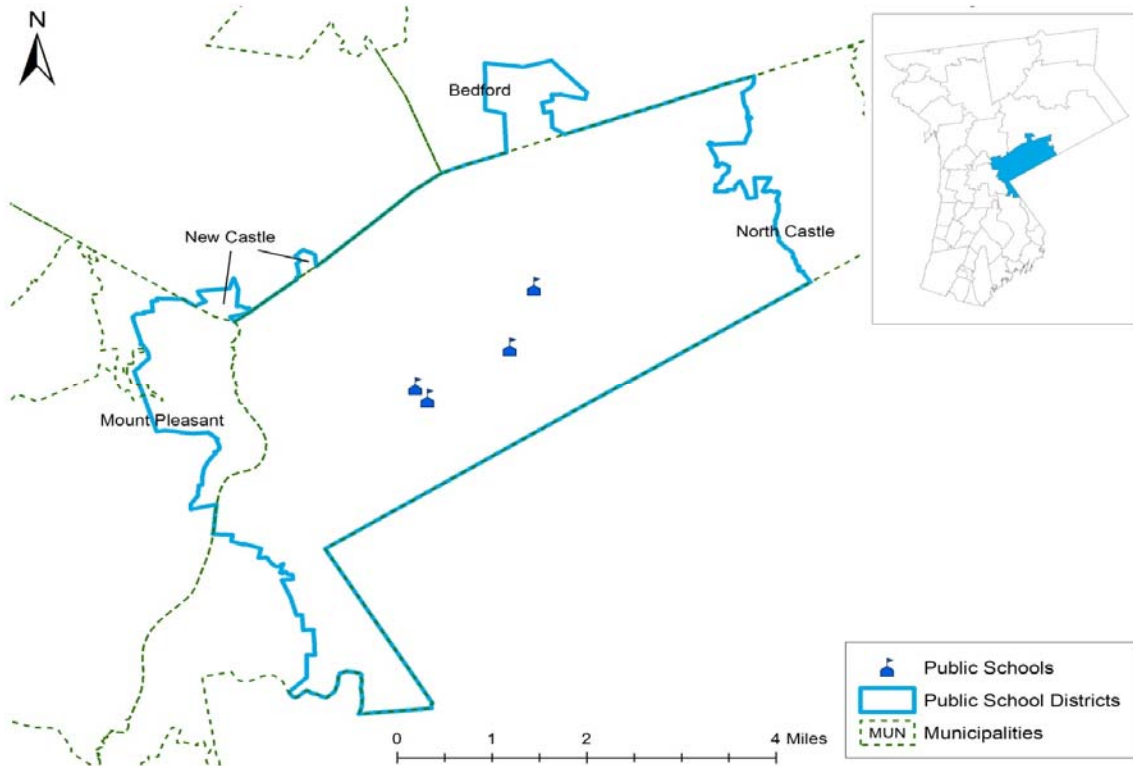
# BRONXVILLE UNION FREE SCHOOL DISTRICT



## Student Weight Status 2012-2013

		Grade Level		
		Elementary	Middle/High	District Total
Grades report on overweight and obesity status		PK, K, 2, 4	7,10	PK,K,2,4,7,10
Overweight:	N	30	24	54
	%	10.1	12.2	11.0
Obese:	N	16	12	28
	%	5.4	6.1	5.7
Overweight or Obese:	N	46	36	82
	%	15.5	18.3	16.6

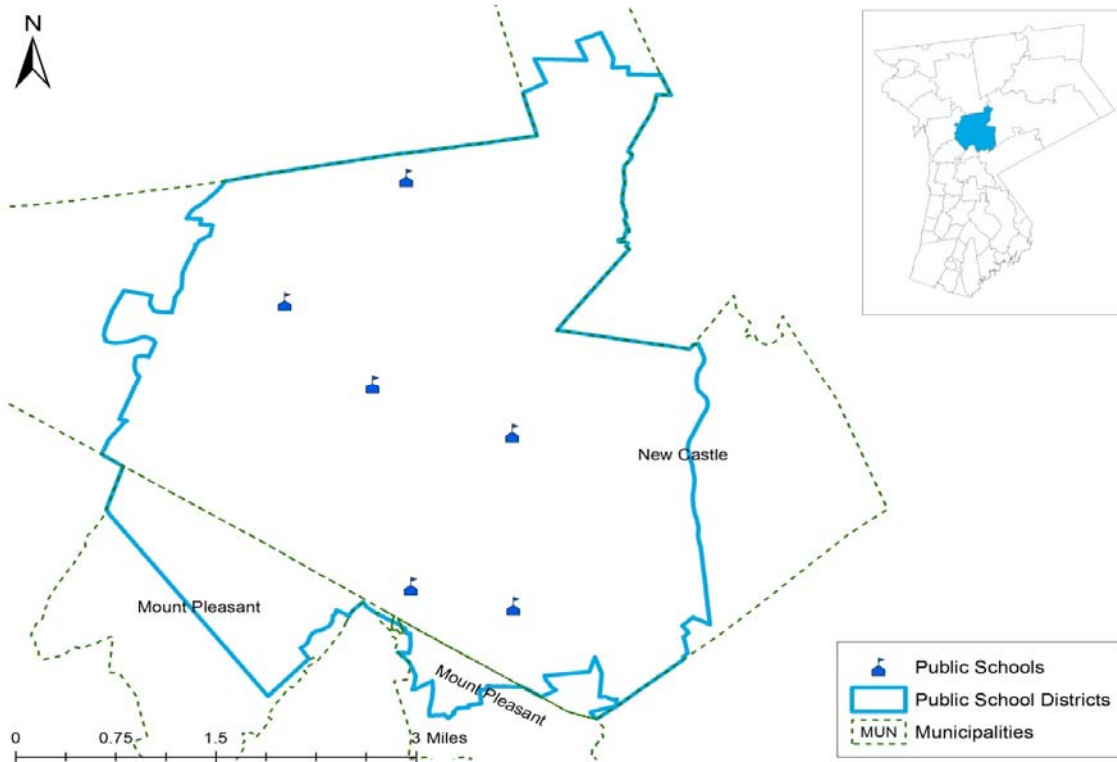
# BYRAM HILLS CENTRAL SCHOOL DISTRICT



## Student Weight Status 2013-2014

		Grade Level		
		Elementary	Middle/High	District Total
Grades report on overweight and obesity status		PK, K, 2, 4	7,10	PK,K,2,4,7,10
Overweight:	N	40	52	92
	%	8.6	13.5	10.8
Obese:	N	30	22	52
	%	6.5	5.7	6.1
Overweight or Obese:	N	70	74	144
	%	15.1	19.2	17.0

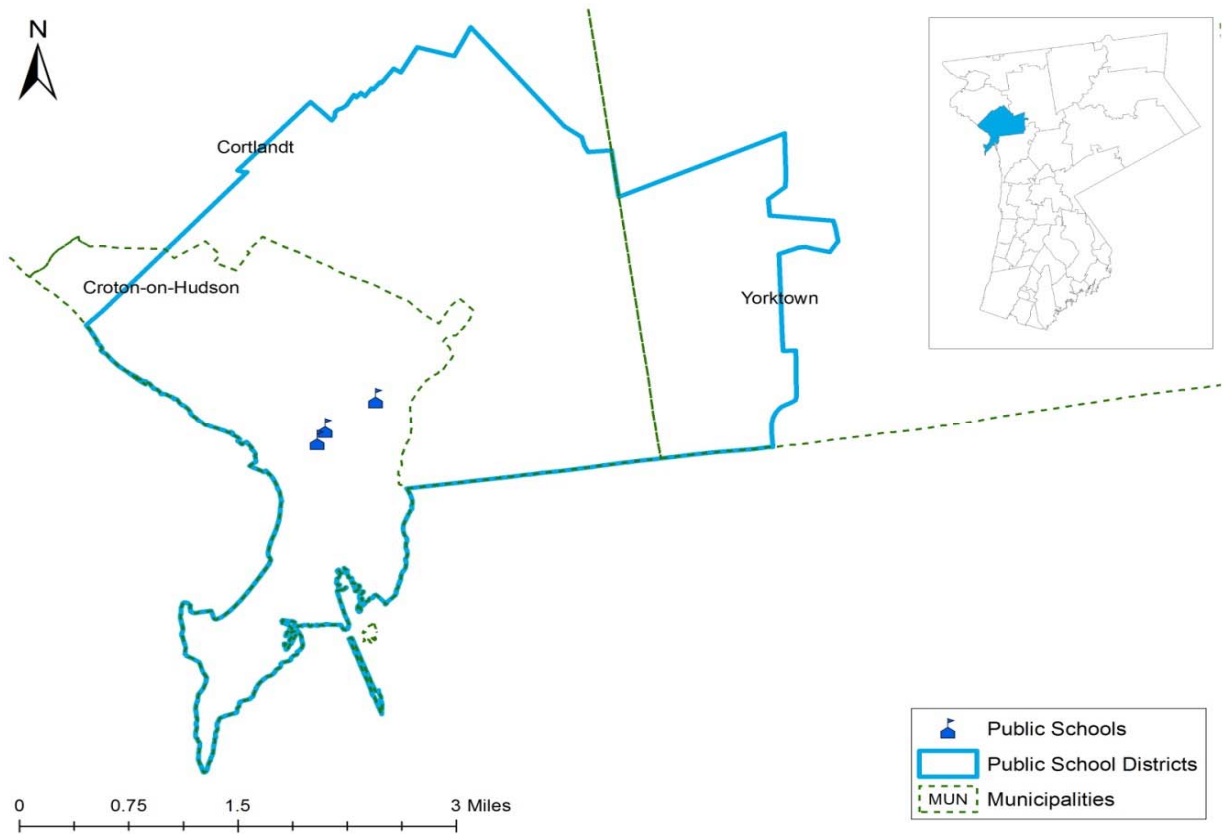
# CHAPPAQUA CENTRAL SCHOOL DISTRICT



## Student Weight Status 2013-2014

		Grade Level		
		Elementary	Middle/High	District Total
Grades report on overweight and obesity status		PK, K, 2, 4	7,10	PK,K,2,4,7,10
Overweight:	N	86	85	171
	%	12.4	15.0	13.6
Obese:	N	48	34	82
	%	6.9	6.0	6.5
Overweight or Obese:	N	134	119	253
	%	19.3	21.0	20.1

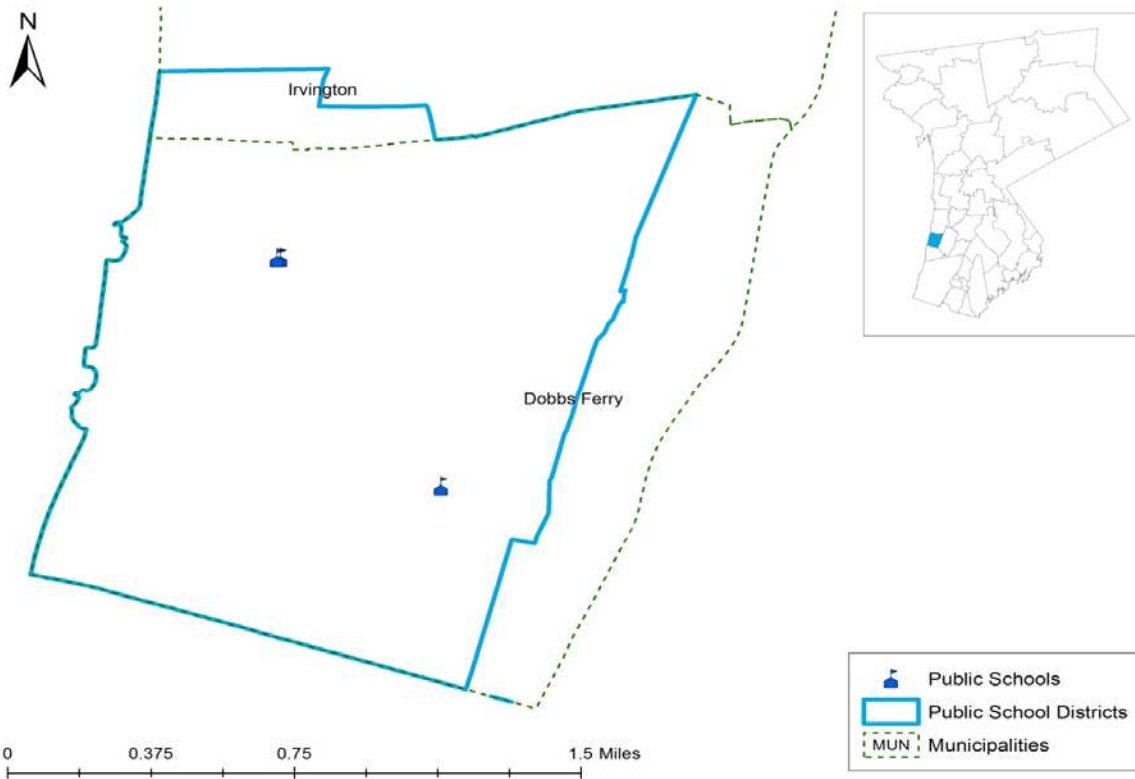
# CROTON-HARMON UNION FREE SCHOOL DISTRICT



## Student Weight Status 2012-2013

		Grade Level		
		Elementary	Middle/High	District Total
Grades report on overweight and obesity status		PK, K, 2, 4	7,10	PK,K,2,4,7,10
Overweight:	N	44	33	77
	%	11.7	11.8	11.6
Obese:	N	43	34	77
	%	11.5	12.1	11.6
Overweight or Obese:	N	87	67	154
	%	23.2	23.9	23.1

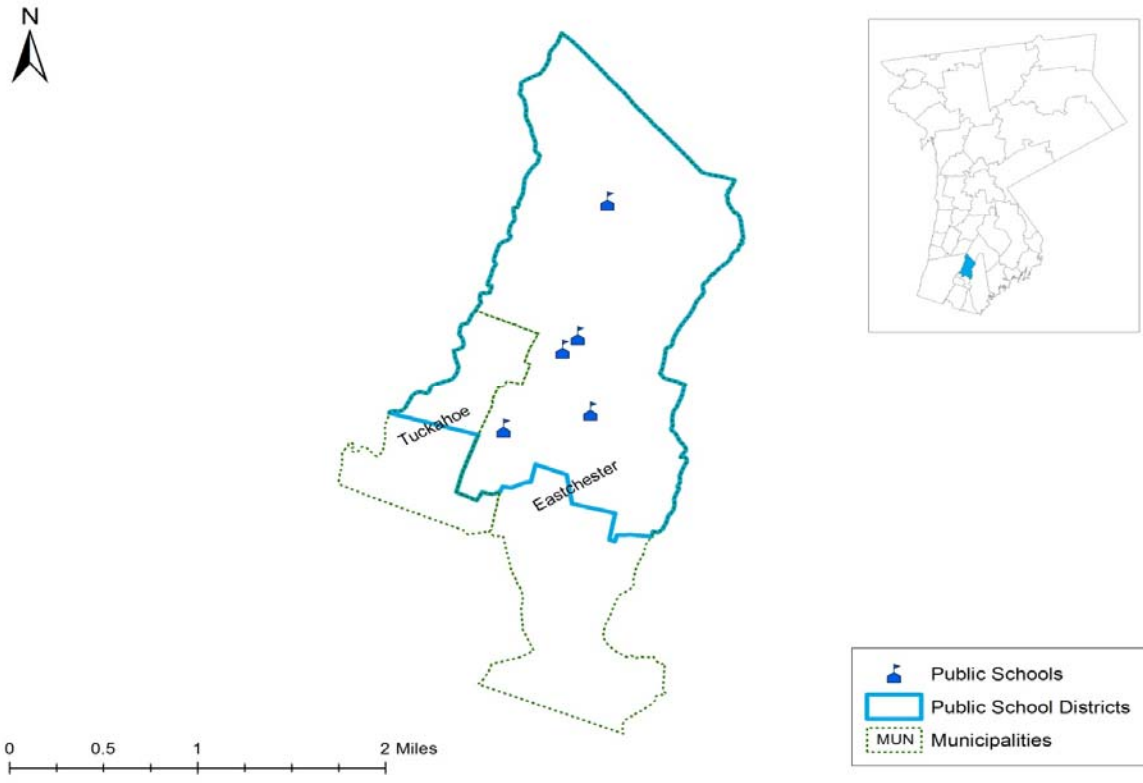
## DOBBS FERRY UNION FREE SCHOOL DISTRICT



### Student Weight Status 2012-2013

		Grade Level		
		Elementary	Middle/High	District Total
Grades report on overweight and obesity status		PK, K, 2, 4	7,10	PK,K,2,4,7,10
Overweight:	N	26	14	40
	%	11.0	10.0	10.6
Obese:	N	24	17	41
	%	10.1	12.1	10.8
Overweight or Obese:	N	50	31	81
	%	21.1	22.1	21.4

# EASTCHESTER UNION FREE SCHOOL DISTRICT



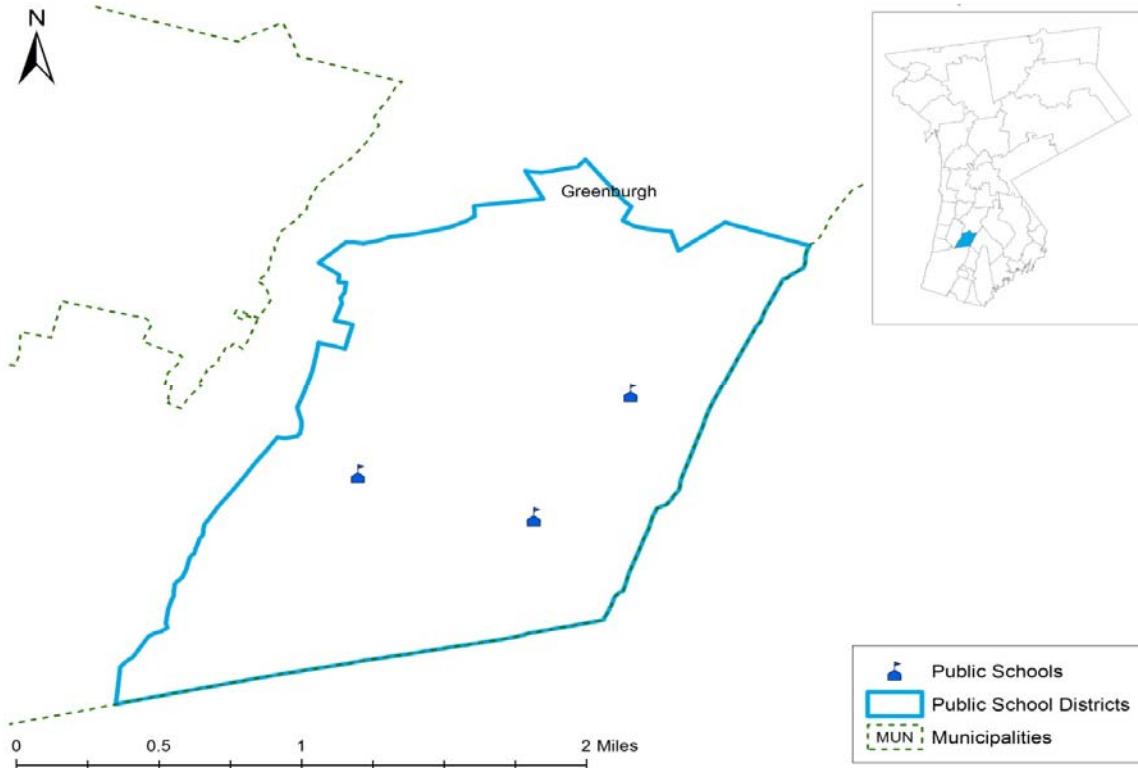
## Student Weight Status 2013-2014

		Grade Level		
		Elementary	Middle/High	District Total*
Grades report on overweight and obesity status		PK, K, 2, 4	7,10	PK,K,2,4,7,10
Overweight:	N	59	118	177
	%	12.7	24.3	19.4
Obese:	N	37	50	87**
	%	8.0	10.3	5.6
Overweight or Obese:	N	96	168	228
	%	20.7	34.6	25.0

\* School districts report weight status data separately for students in elementary, middle/high and the total school district. The counts of students represented in the district totals may not necessarily equal the sum of students in the elementary and middle/high totals because of restrictions in reporting small numbers due to the FERPA.

\*\*WCDH corrected data entry/reporting errors from these recorded at <https://health.data.ny.gov>

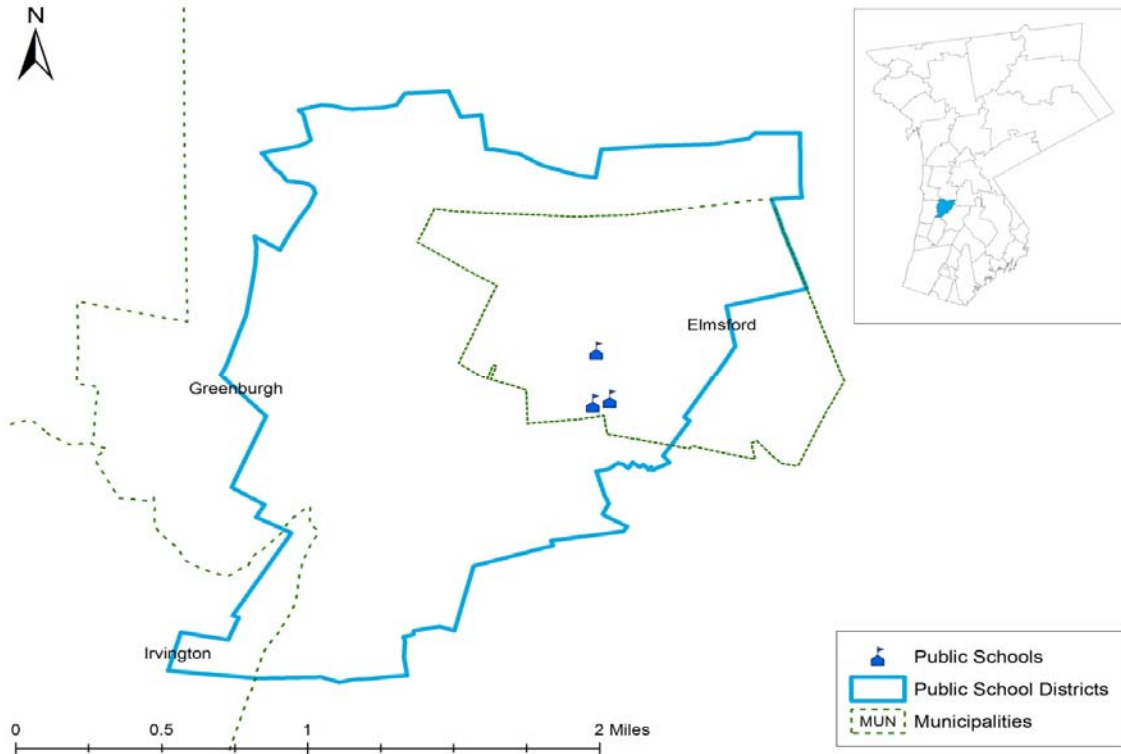
# EDGEMONT UNION FREE SCHOOL DISTRICT



## Student Weight Status 2013-2014

		Grade Level		
		Elementary	Middle/High	District Total
Grades report on overweight and obesity status		PK, K, 2, 4	7,10	PK,K,2,4,7,10
Overweight:	N	43	32	75
	%	11.8	12.2	12.0
Obese:	N	30	16	46
	%	8.3	6.1	7.4
Overweight or Obese:	N	73	48	121
	%	20.1	18.3	19.4

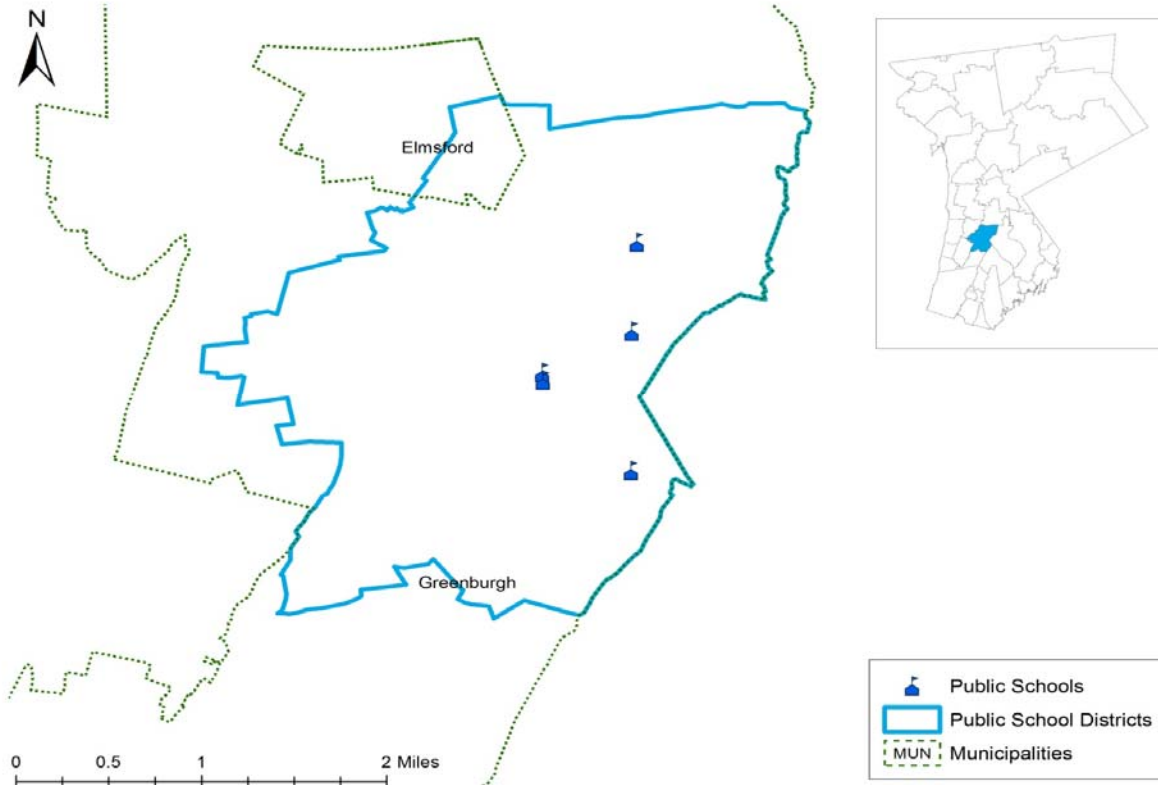
# ELMSFORD UNION FREE SCHOOL DISTRICT



## Student Weight Status 2013-2014

		Grade Level		
		Elementary	Middle/High	District Total
Grades report on overweight and obesity status		PK, K, 2, 4	7,10	PK,K,2,4,7,10
Overweight:	N	24	23	47
	%	14.3	19.2	16.3
Obese:	N	39	29	68
	%	23.2	24.2	23.6
Overweight or Obese:	N	63	52	115
	%	37.5	43.3	39.9

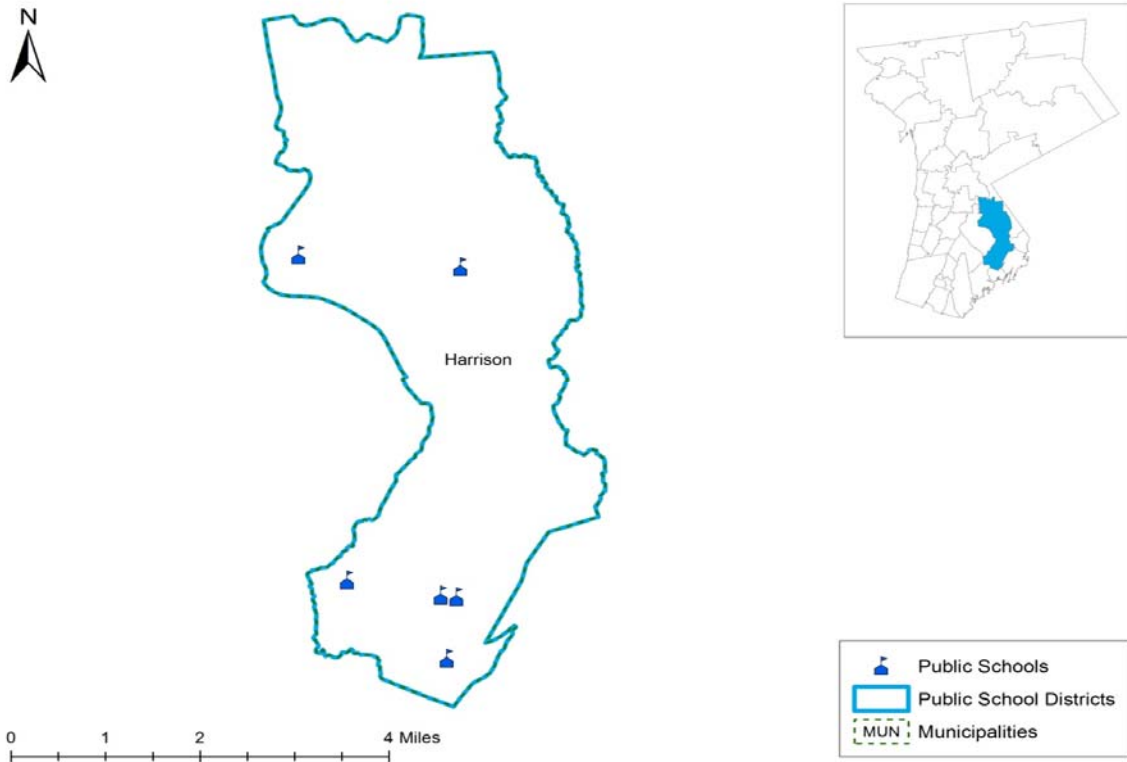
# GREENBURGH CENTRAL SCHOOL DISTRICT



## Student Weight Status 2012-2013

		Grade Level		
		Elementary	Middle/High	District Total
Grades report on overweight and obesity status		PK, K, 2, 4	7,10	PK,K,2,4,7,10
Overweight:	N	62	19	86
	%	14.4	20.4	16.6
Obese:	N	93	31	124
	%	21.6	33.3	23.9
Overweight or Obese:	N	155	50	210
	%	36.0	53.8	40.5

# HARRISON CENTRAL SCHOOL DISTRICT

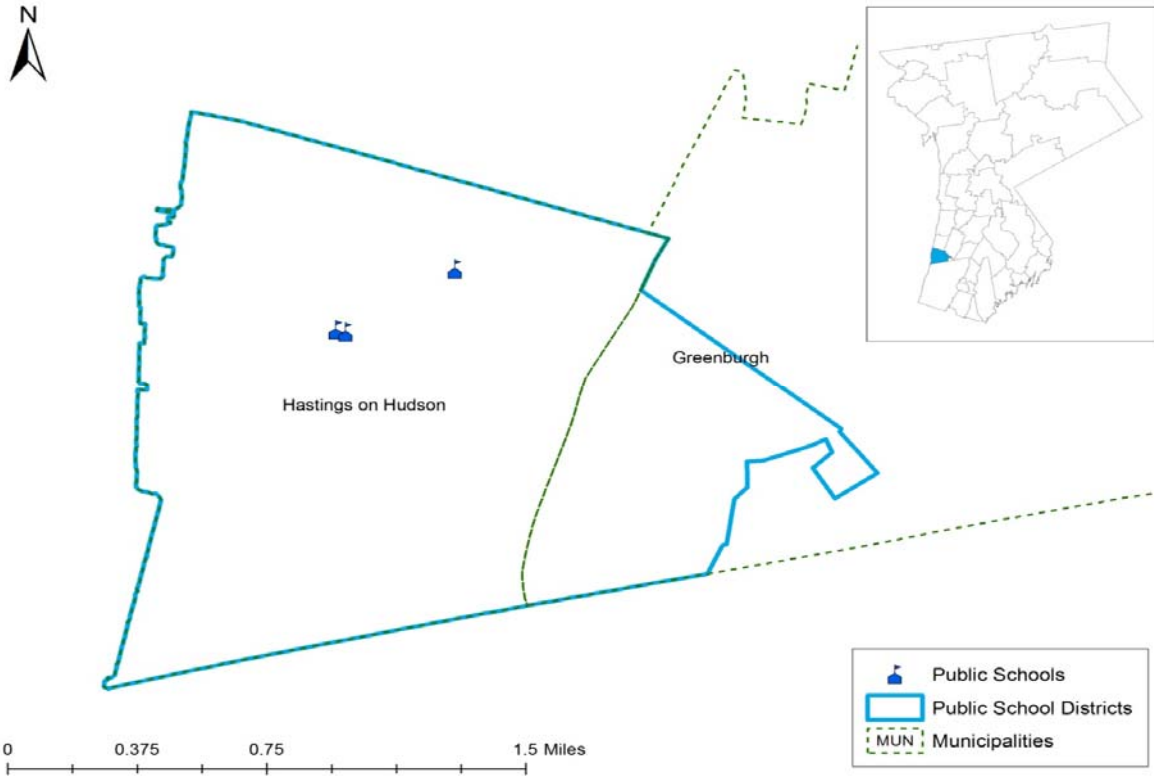


## Student Weight Status 2012-2013

		Grade Level		
		Elementary	Middle/High	District Total
Grades report on overweight and obesity status		PK, K, 2, 4	7,10	PK,K,2,4,7,10
Overweight:	N	168	39	207*
	%	23.3	12.0	12.7
Obese:	N	84	28	112*
	%	11.7	8.6	8.3
Overweight or Obese:	N	252	67	319*
	%	35.0	20.6	21.0

\*WCDH corrected data entry/reporting errors from these recorded at <https://health.data.ny.gov>

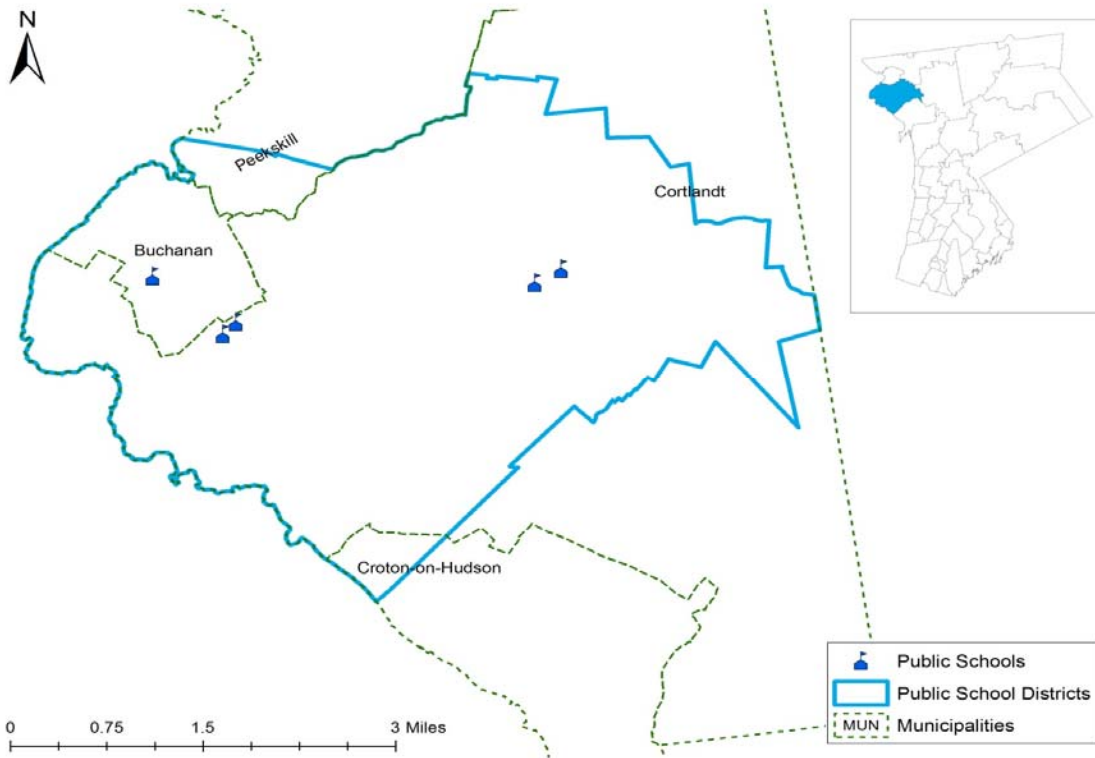
## HASTINGS-ON-HUDSON UNION FREE SCHOOL DISTRICT



### Student Weight Status 2012-2013

		Grade Level		
		Elementary	Middle/High	District Total
		PK, K, 2, 4	7,10	PK,K,2,4,7,10
Grades report on overweight and obesity status				
Overweight:	N	39	26	65
	%	13.7	10.7	12.5
Obese:	N	14	21	35
	%	4.9	8.6	6.7
Overweight or Obese:	N	53	47	100
	%	18.7	19.3	19.2

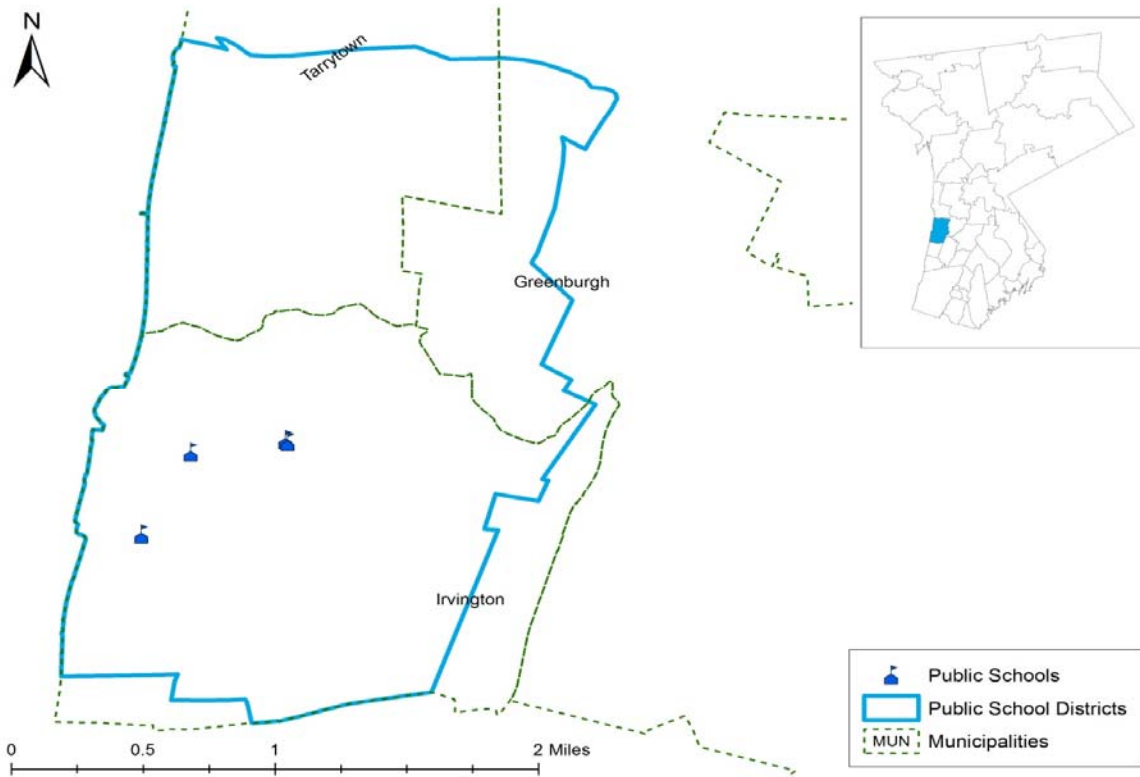
# HENDRICK HUDSON CENTRAL SCHOOL DISTRICT



## Student Weight Status 2012-2013

		Grade Level		
		Elementary	Middle/High	District Total
Grades report on overweight and obesity status		PK, K, 2, 4	7,10	PK,K,2,4,7,10
Overweight:	N	66	55	121
	%	16.3	14.6	15.4
Obese:	N	58	56	114
	%	14.3	14.9	14.5
Overweight or Obese:	N	124	111	235
	%	30.6	29.4	29.9

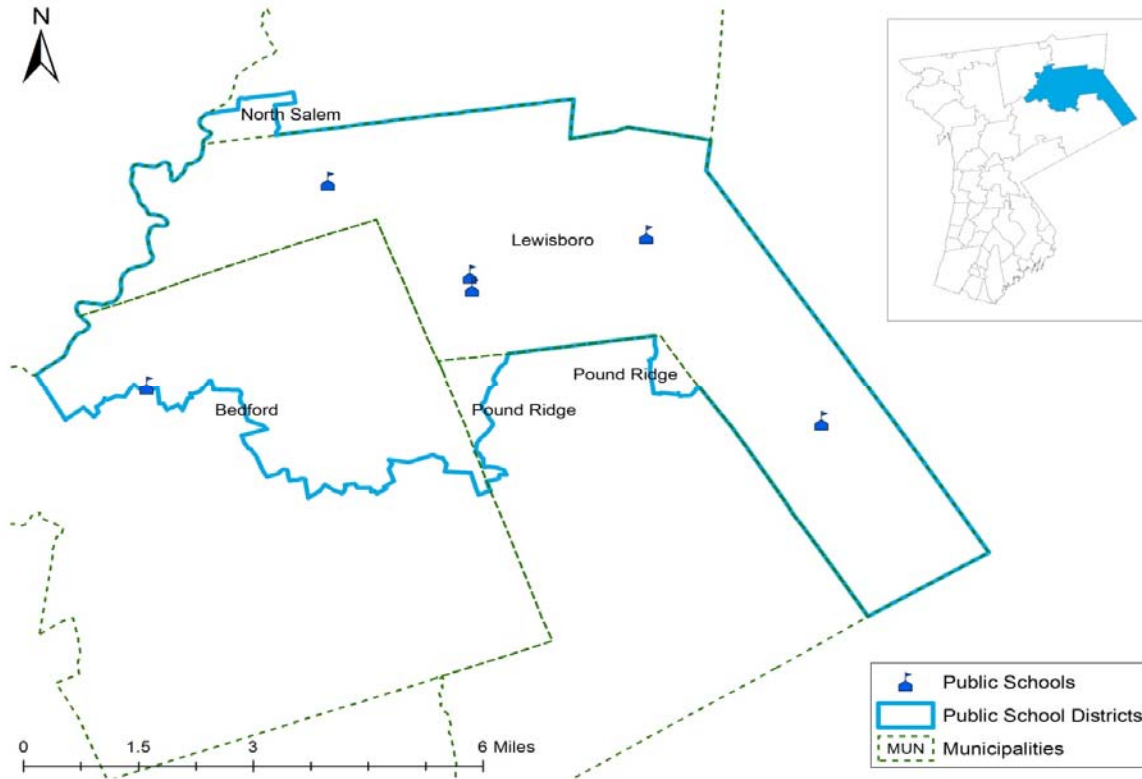
# IRVINGTON UNION FREE SCHOOL DISTRICT



## Student Weight Status 2012-2013

		Grade Level		
		Elementary	Middle/High	District Total
Grades report on overweight and obesity status		PK, K, 2, 4	7,10	PK,K,2,4,7,10
Overweight:	N	37	33	70
	%	12.2	14.2	12.9
Obese:	N	13	23	36
	%	4.3	9.9	6.6
Overweight or Obese:	N	50	56	106
	%	16.4	24.1	19.5

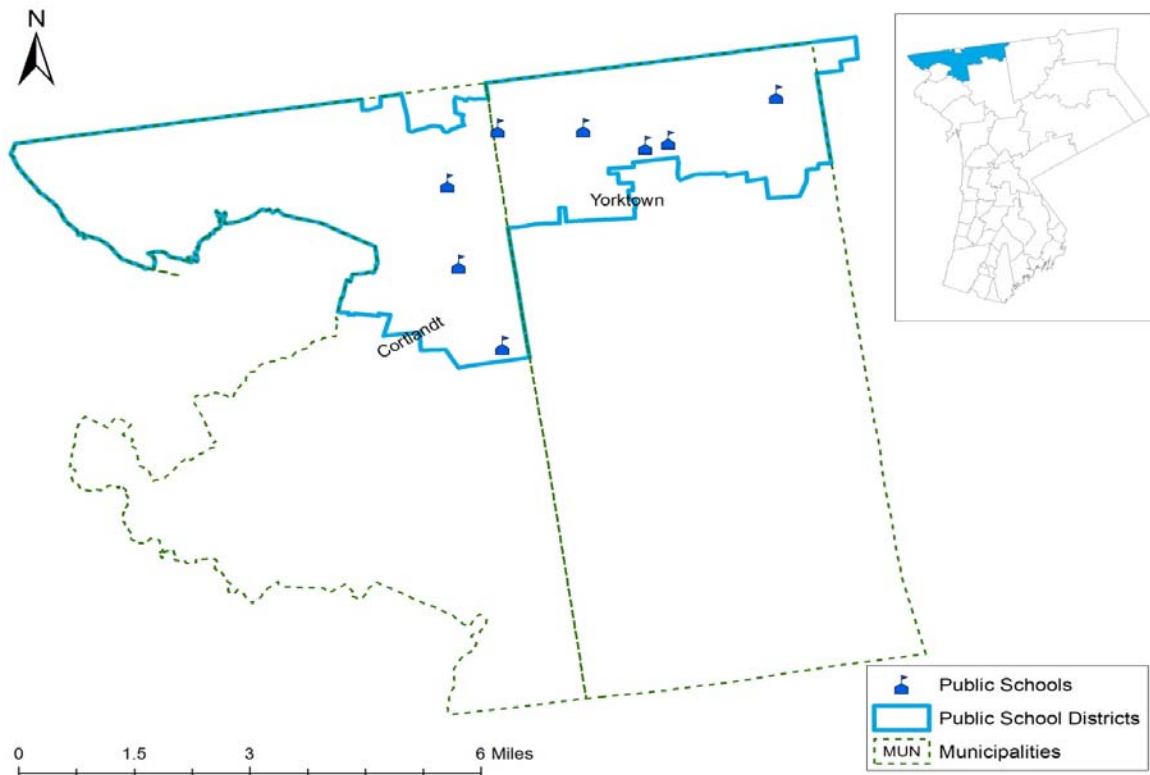
# KATONAH-LEWISBORO UNION FREE SCHOOL DISTRICT



## Student Weight Status 2013-2014

		Grade Level		
		Elementary	Middle/High	District Total
Grades report on overweight and obesity status		PK, K, 2, 4	7,10	PK,K,2,4,7,10
Overweight:	N	81	81	162
	%	13.0	13.7	13.3
Obese:	N	52	56	108
	%	8.3	9.5	8.9
Overweight or Obese:	N	133	137	270
	%	21.3	23.1	22.2

# LAKELAND CENTRAL SCHOOL DISTRICT

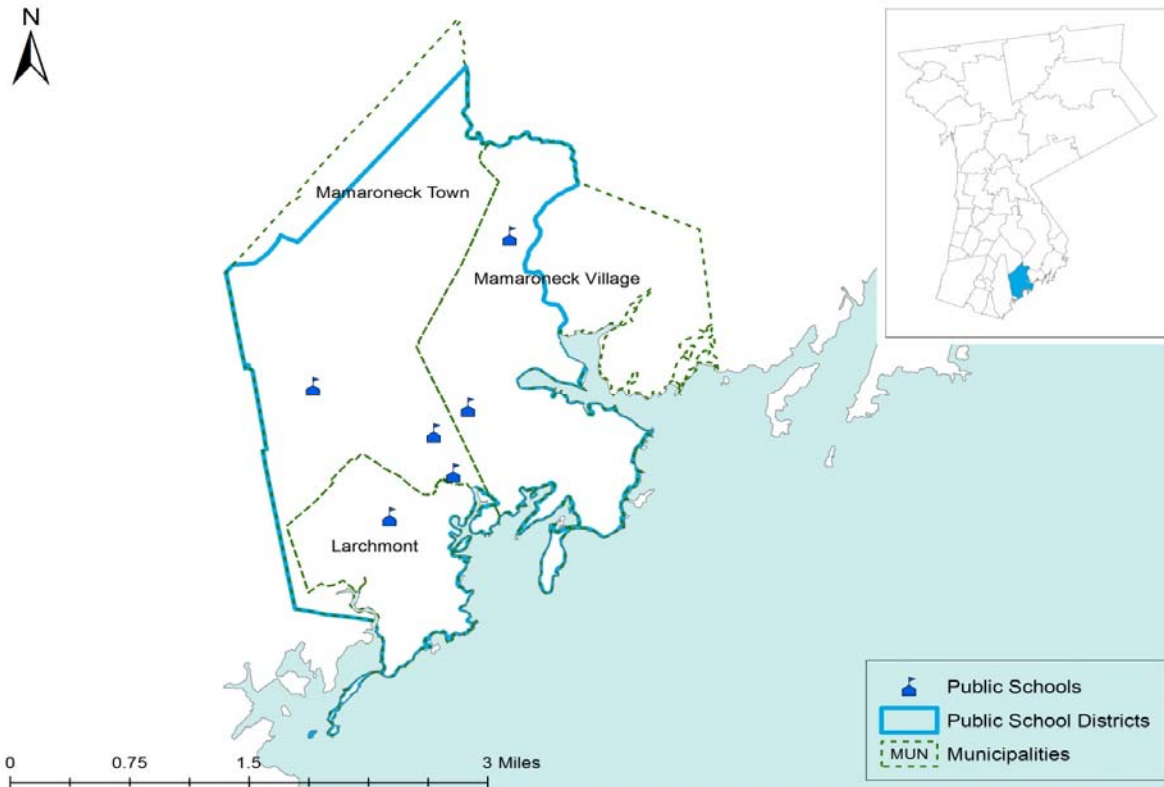


## Student Weight Status 2013-2014

		Grade Level		
		Elementary	Middle/High	District Total*
Grades report on overweight and obesity status		PK, K, 2, 4	7,10	PK,K,2,4,7,10
Overweight:	N	177	119	306
	%	16.0	15.5	16.2
Obese:	N	166	112	278
	%	15.0	14.5	14.7
Overweight or Obese:	N	343	231	584
	%	30.9	30.0	30.9

\* School districts report weight status data separately for students in elementary, middle/high and the total school district. The counts of students represented in the district totals may not necessarily equal the sum of students in the elementary and middle/high totals because of restrictions in reporting small numbers due to the FERPA.

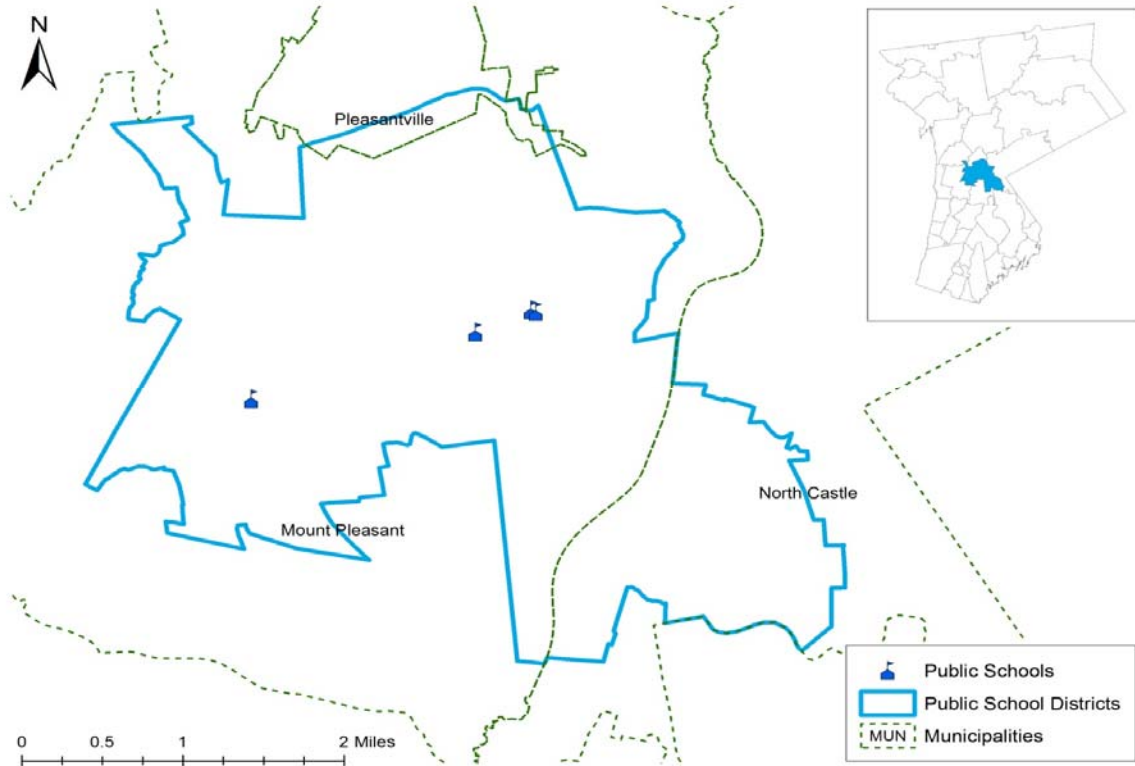
# MAMARONECK UNION FREE SCHOOL DISTRICT



## Student Weight Status 2013-2014

		Grade Level		
		Elementary	Middle/High	District Total
Grades report on overweight and obesity status		PK, K, 2, 4	7,10	PK,K,2,4,7,10
Overweight:	N	99	74	173
	%	10.5	13.3	11.5
Obese:	N	83	42	122
	%	8.8	7.5	8.1
Overweight or Obese:	N	182	116	295
	%	19.3	20.8	19.7

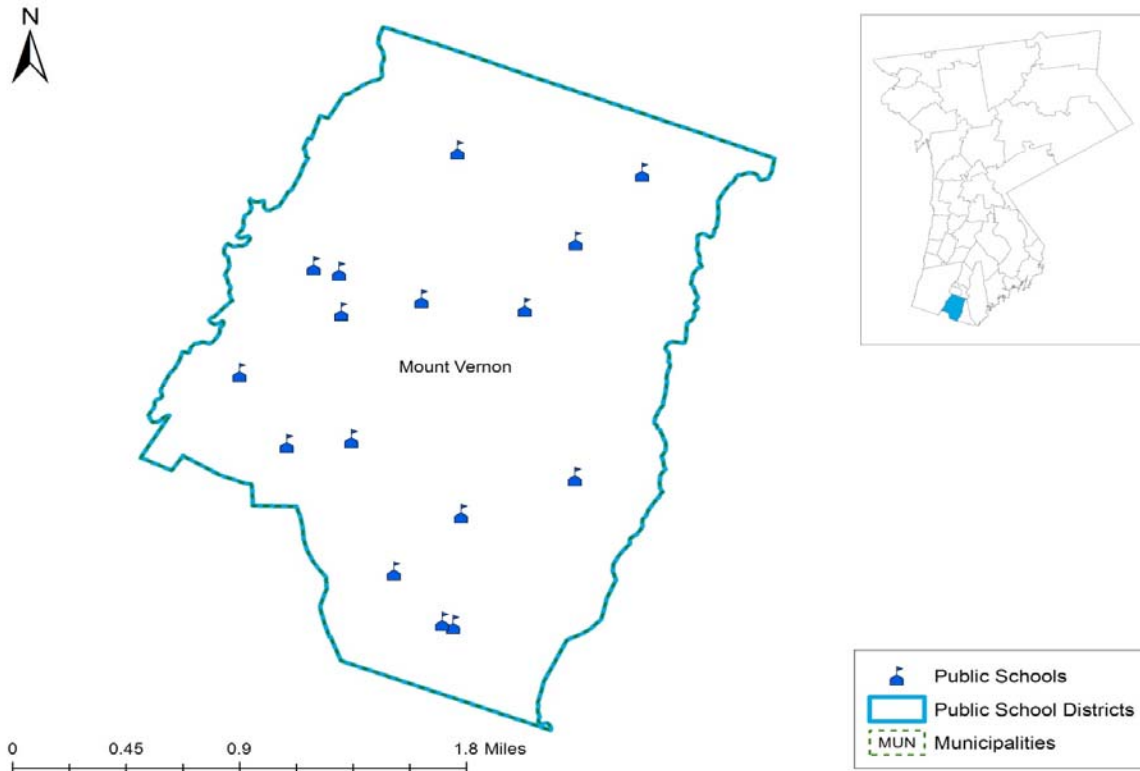
# MOUNT PLEASANT CENTRAL SCHOOL DISTRICT



## Student Weight Status 2012-2013

		Grade Level		
		Elementary	Middle/High	District Total
Grades report on overweight and obesity status		PK, K, 2, 4	7,10	PK,K,2,4,7,10
Overweight:	N	65	49	114
	%	15.0	21.2	17.0
Obese:	N	51	28	79
	%	11.8	12.1	11.8
Overweight or Obese:	N	116	77	193
	%	26.8	33.3	28.8

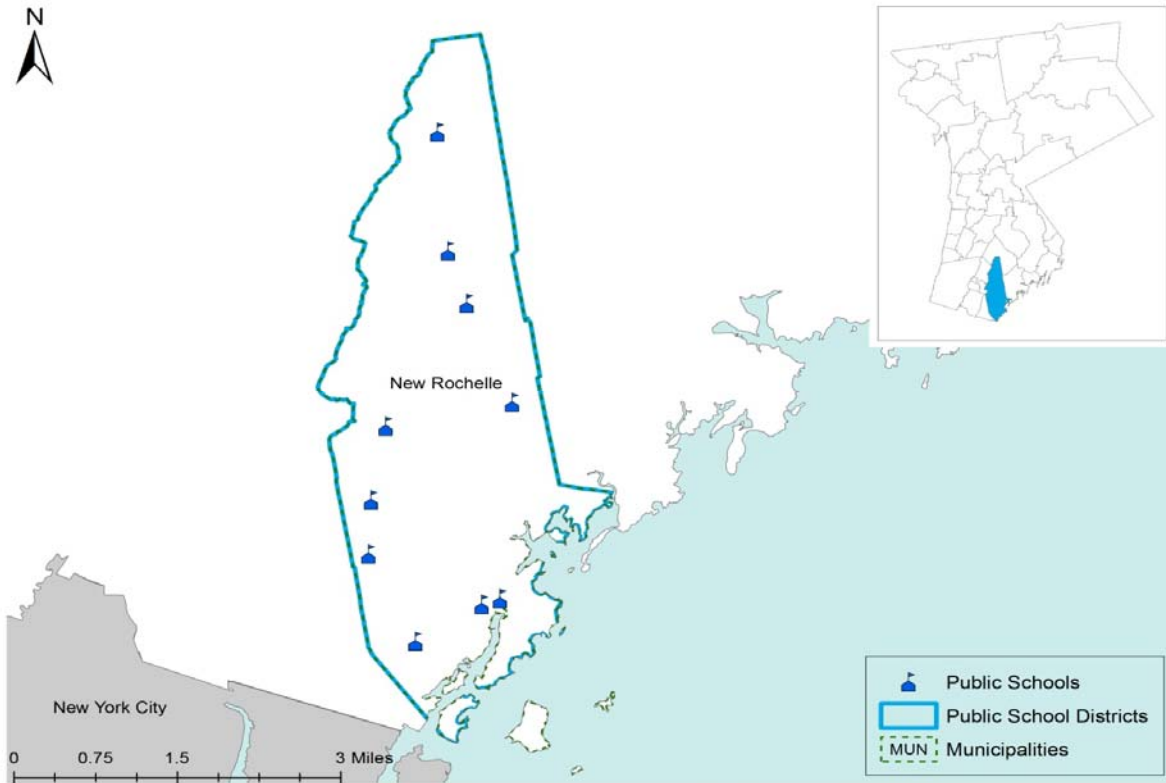
# MOUNT VERNON CITY SCHOOL DISTRICT



## Student Weight Status 2012-2013

		Grade Level		
		Elementary	Middle/High	District Total
Grades report on overweight and obesity status		PK, K, 2, 4	7,10	PK,K,2,4,7,10
Overweight:	N	206	83	289
	%	17.0	13.5	15.8
Obese:	N	195	101	296
	%	16.1	16.4	16.2
Overweight or Obese:	N	401	184	585
	%	33.2	29.8	32.0

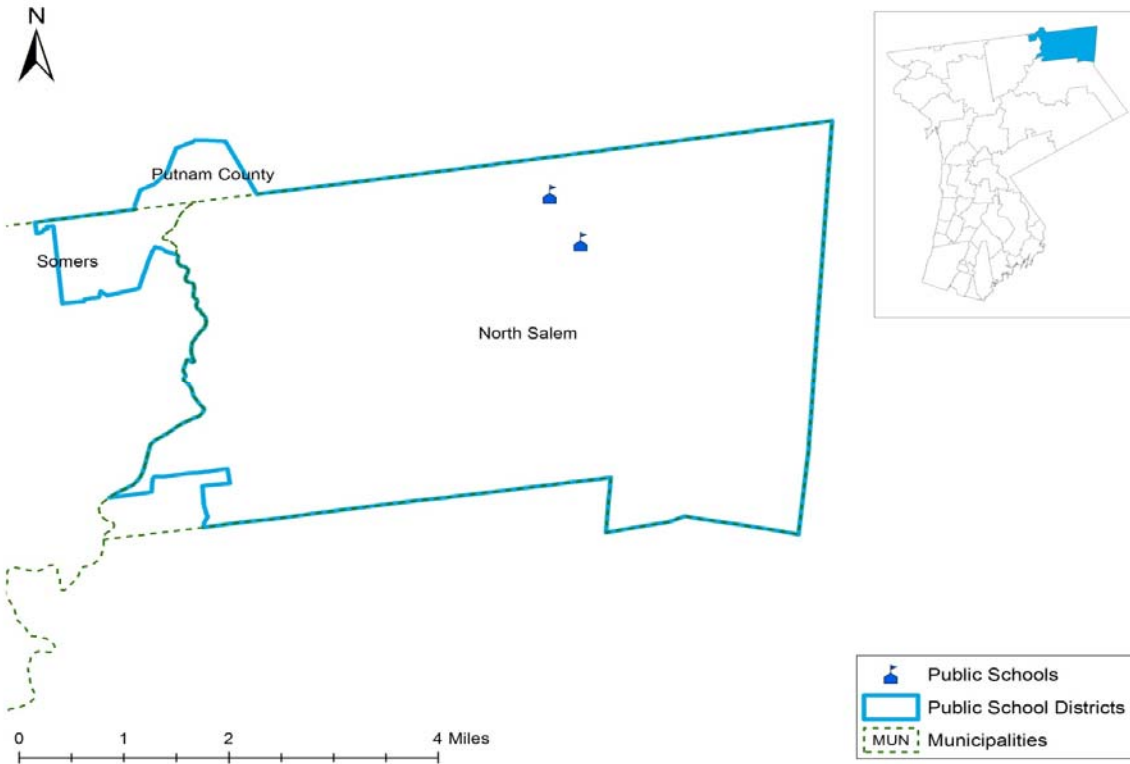
# NEW ROCHELLE CITY SCHOOL DISTRICT



## Student Weight Status 2012-2013

		Grade Level		
		Elementary	Middle/High	District Total
Grades report on overweight and obesity status		PK, K, 2, 4	7,10	PK,K,2,4,7,10
Overweight:	N	343	270	613
	%	15.6	18.9	16.9
Obese:	N	418	254	672
	%	19.0	17.8	18.5
Overweight or Obese:	N	761	524	1285
	%	34.7	36.7	35.4

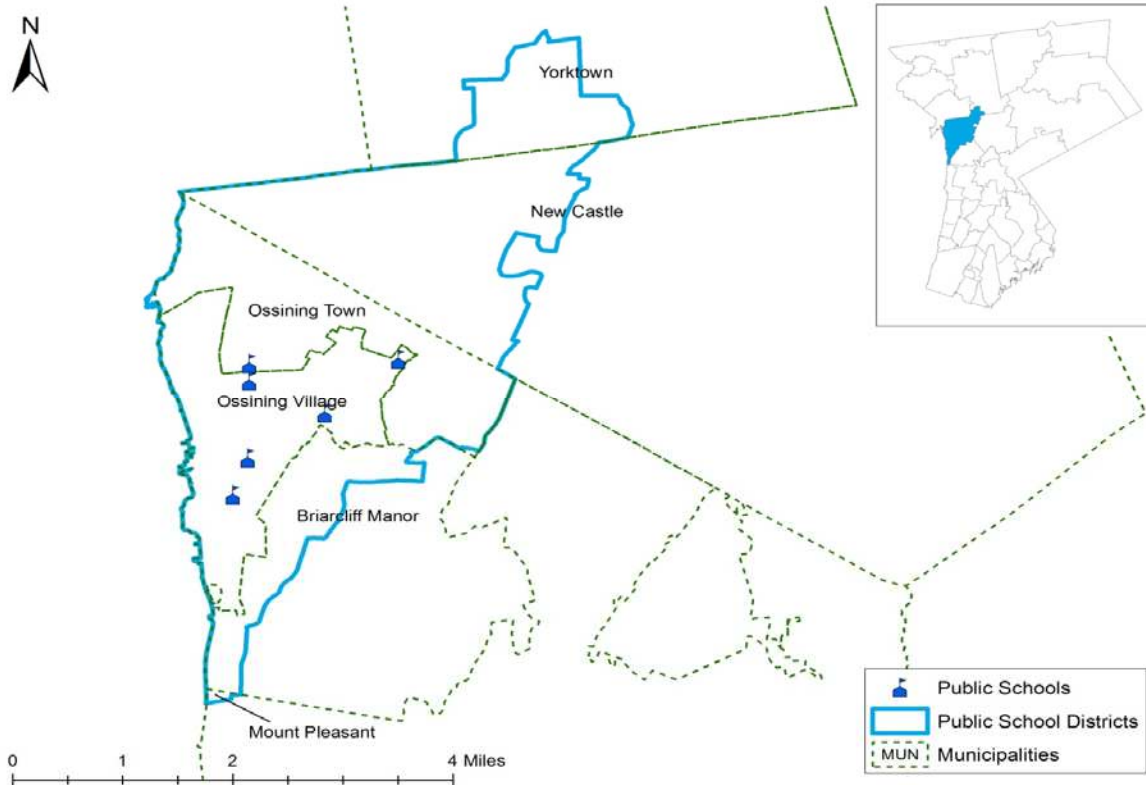
# NORTH SALEM CENTRAL SCHOOL DISTRICT



## Student Weight Status 2012-2013

		Grade Level		
		Elementary	Middle/High	District Total
Grades report on overweight and obesity status		PK, K, 2, 4	7,10	PK,K,2,4,7,10
Overweight:	N	27	21	48
	%	11.2	13.6	12.0
Obese:	N	19	21	40
	%	7.9	13.6	10.0
Overweight or Obese:	N	46	42	88
	%	19.1	27.3	22.0

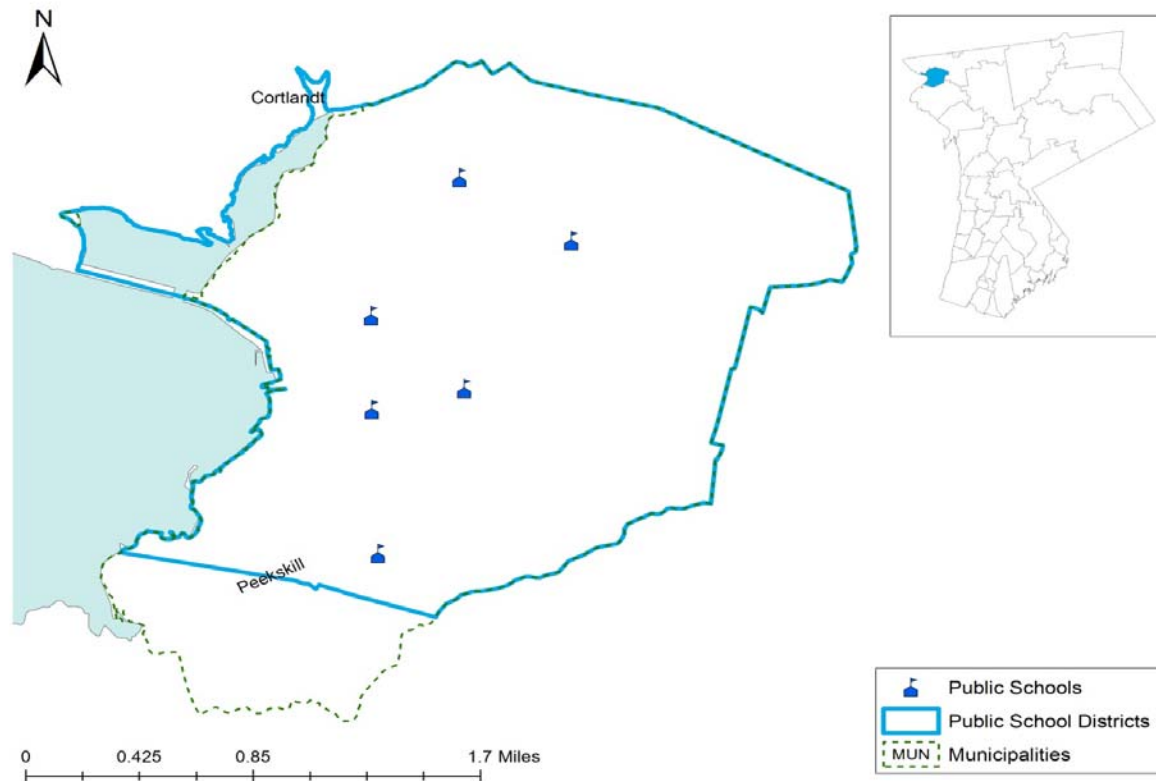
# OSSINING UNION FREE SCHOOL DISTRICT



## Student Weight Status 2013-2014

		Grade Level		
		Elementary	Middle/High	District Total
Grades report on overweight and obesity status		PK, K, 2, 4	7,10	PK,K,2,4,7,10
Overweight:	N	143	114	257
	%	18.2	21.3	19.5
Obese:	N	152	106	258
	%	19.4	19.9	19.6
Overweight or Obese:	N	295	220	515
	%	37.6	41.2	39.0

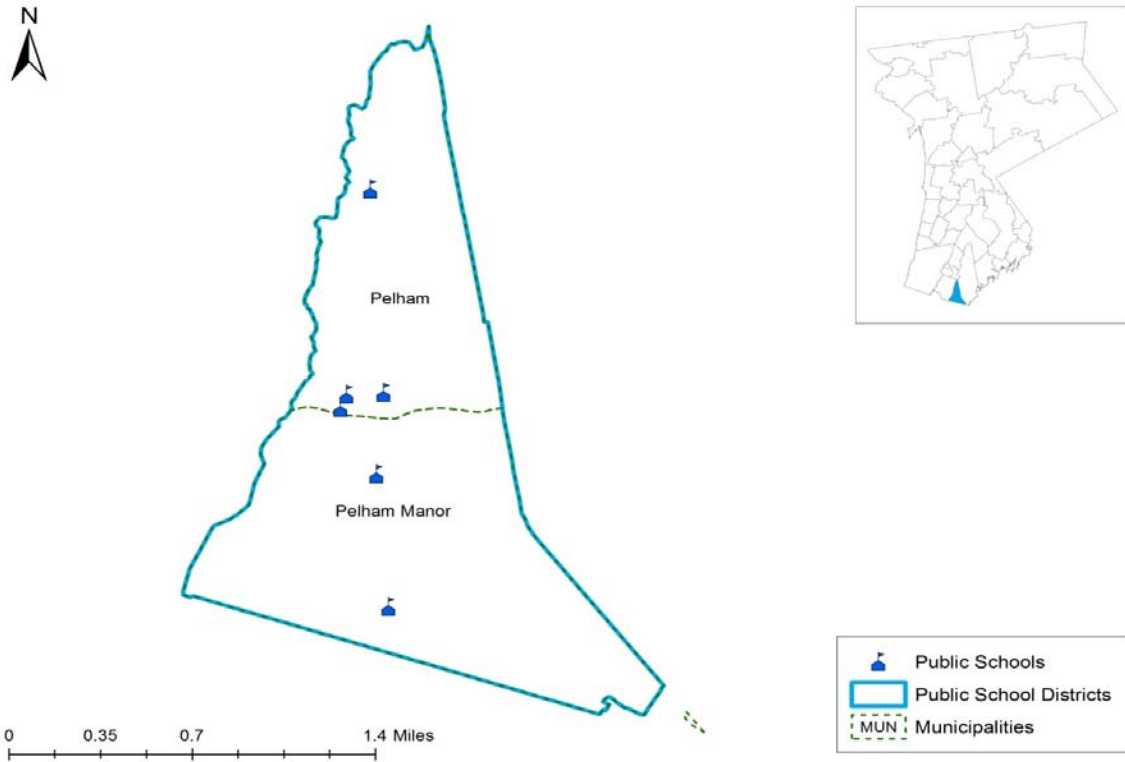
# PEEKSKILL CITY SCHOOL DISTRICT



## Student Weight Status 2013-2014

		Grade Level		
		Elementary	Middle/High	District Total
Grades report on overweight and obesity status		PK, K, 2, 4	7,10	PK,K,2,4,7,10
Overweight:	N	94	64	158
	%	18.7	21.5	20.8
Obese:	N	119	66	185
	%	23.7	22.1	24.3
Overweight or Obese:	N	213	130	343
	%	42.4	43.6	45.1

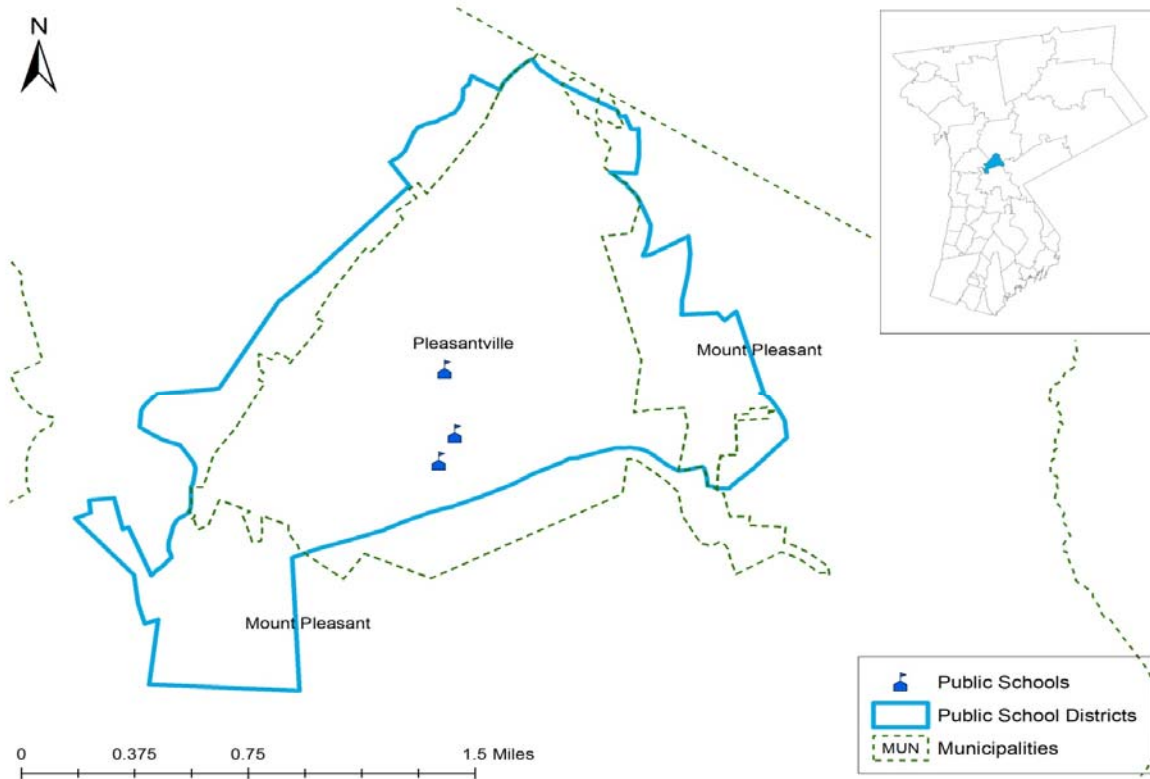
## PELHAM UNION FREE SCHOOL DISTRICT



### Student Weight Status 2012-2013

		Grade Level		
		Elementary	Middle/High	District Total
Grades report on overweight and obesity status		PK, K, 2, 4	7,10	PK,K,2,4,7,10
Overweight:	N	43	31	74
	%	9.0	18.3	11.5
Obese:	N	49	17	66
	%	10.3	10.1	10.2
Overweight or Obese:	N	92	48	140
	%	19.3	28.4	21.7

## PLEASANTVILLE UNION FREE SCHOOL DISTRICT



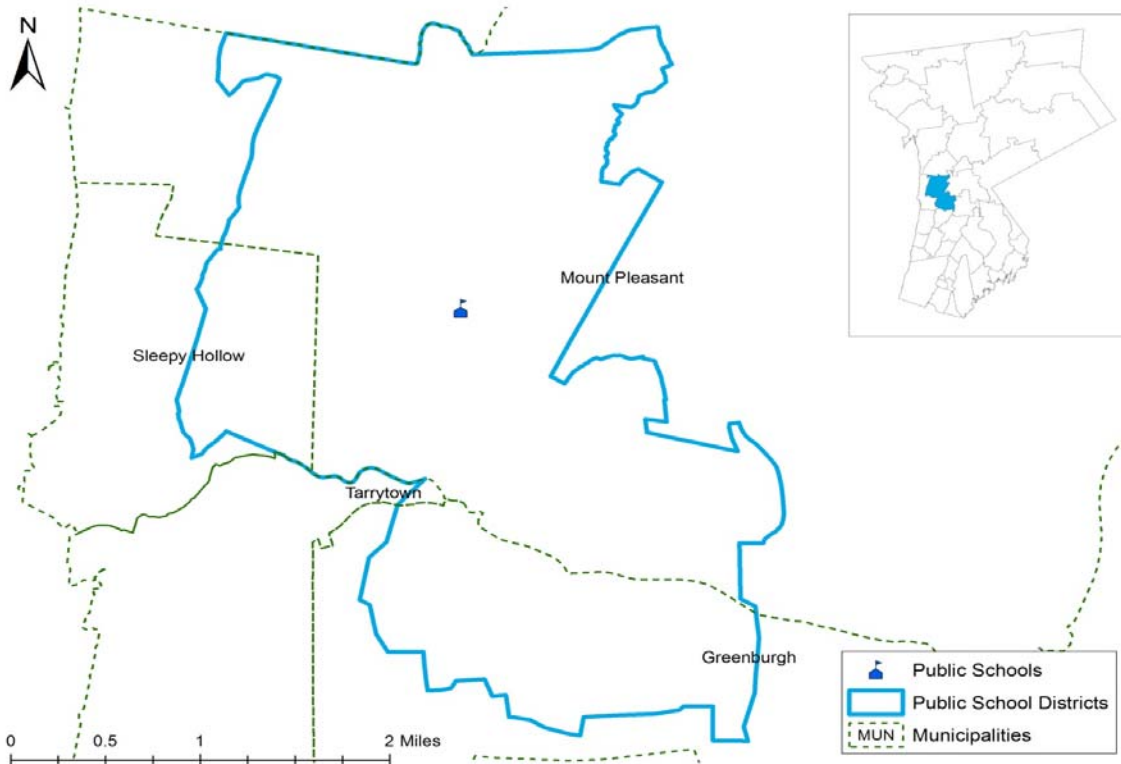
### Student Weight Status 2012-2013

		Grade Level		
		Elementary	Middle/High	District Total*
Grades report on overweight and obesity status		PK, K, 2, 4	7,10	PK,K,2,4,7,10
Overweight:	N	31	35	66**
	%	11.6	17.2	13.3
Obese:	N	19	17	37
	%	7.1	8.4	7.7
Overweight or Obese:	N	50	52	102**
	%	18.7	25.6	21.0

\* School districts report weight status data separately for students in elementary, middle/high and the total school district. The counts of students represented in the district totals may not necessarily equal the sum of students in the elementary and middle/high totals because of restrictions in reporting small numbers due to the FERPA.

\*\*WCDH corrected data entry/reporting errors from these recorded at <https://health.data.ny.gov>

## POCANTICO HILLS CENTRAL SCHOOL DISTRICT

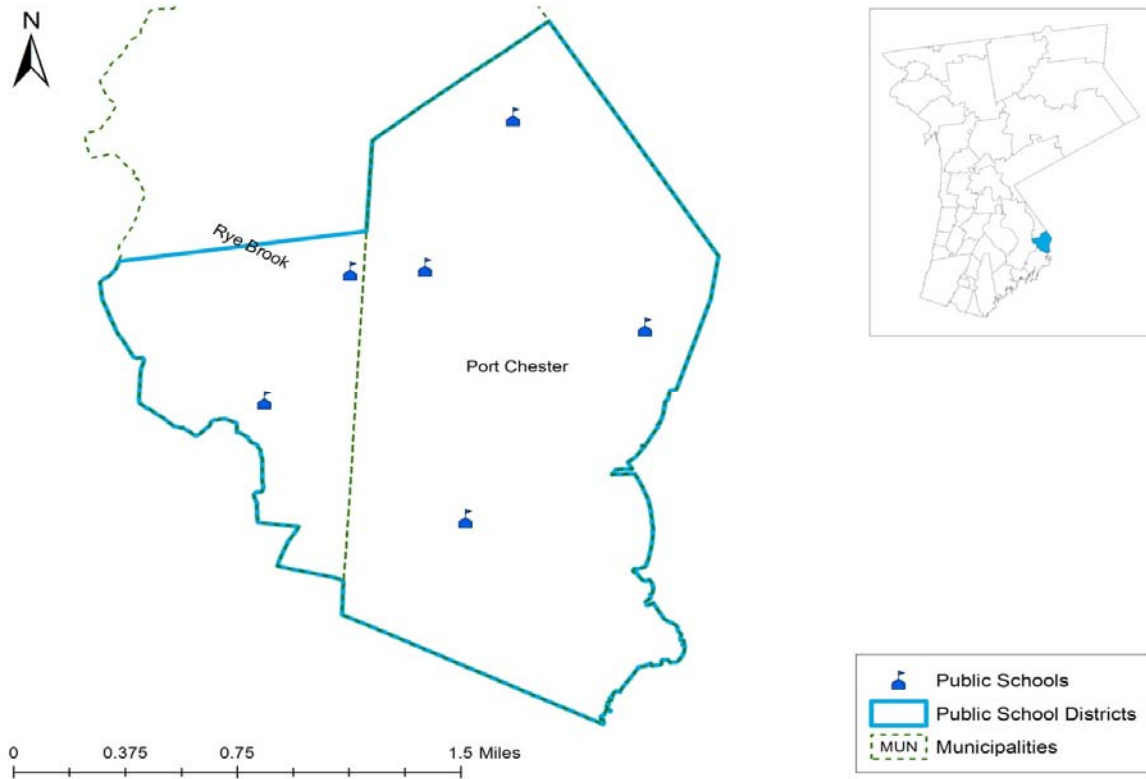


### Student Weight Status 2013-2014

		Grade Level		
		Elementary	Middle/High	District Total*
Grades report on overweight and obesity status		PK, K, 2, 4	7,10	PK,K,2,4,7,10
Overweight:	N	13	5	21
	%	16.9	21.7	18.6
Obese:	N	5		12
	%	6.5		10.6
Overweight or Obese:	N	18	5	33
	%	23.4	21.7	29.2

\* School districts report weight status data separately for students in elementary, middle/high and the total school district. The counts of students represented in the district totals may not necessarily equal the sum of students in the elementary and middle/high totals because of restrictions in reporting small numbers due to the FERPA.

## PORT CHESTER-RYE UNION FREE SCHOOL DISTRICT

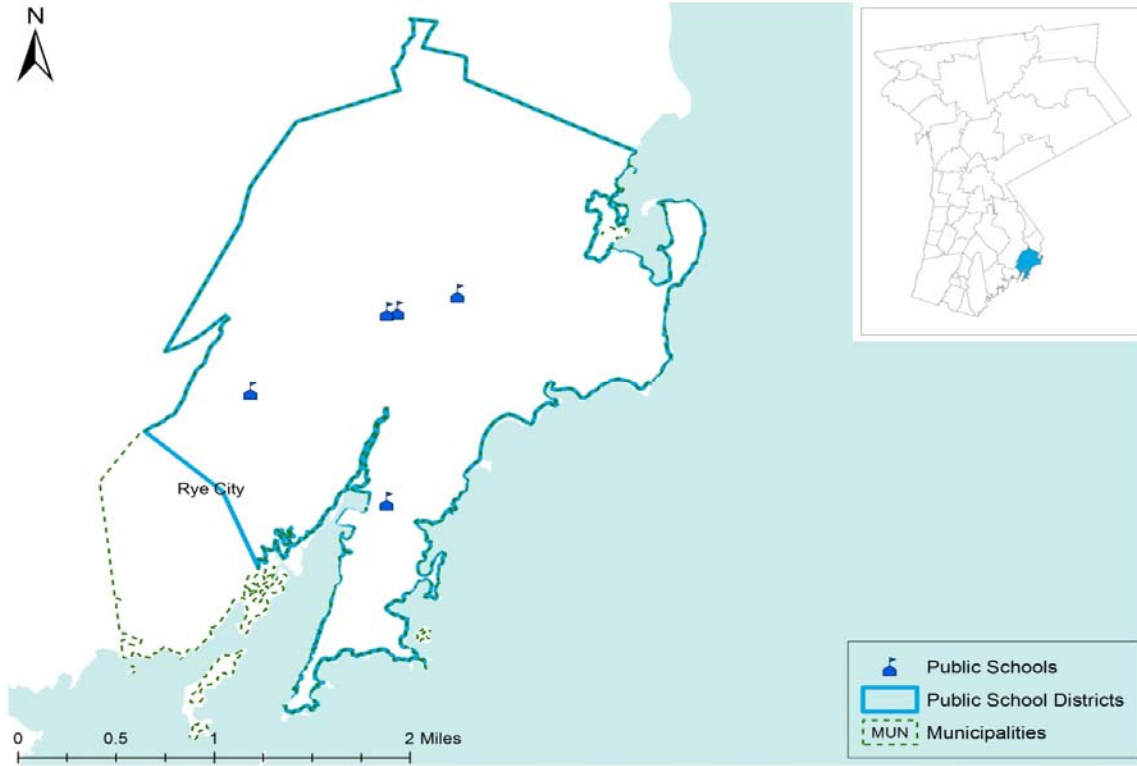


### Student Weight Status 2013-2014

		Grade Level		
		Elementary	Middle/High	District Total*
Grades report on overweight and obesity status		PK, K, 2, 4	7,10	PK,K,2,4,7,10
Overweight:	N	190	117	316
	%	19.1	21.0	20.3
Obese:	N	268	126	394
	%	27.0	22.6	25.3
Overweight or Obese:	N	458	243	710
	%	46.1	43.5	45.5

\* School districts report weight status data separately for students in elementary, middle/high and the total school district. The counts of students represented in the district totals may not necessarily equal the sum of students in the elementary and middle/high totals because of restrictions in reporting small numbers due to the FERPA.

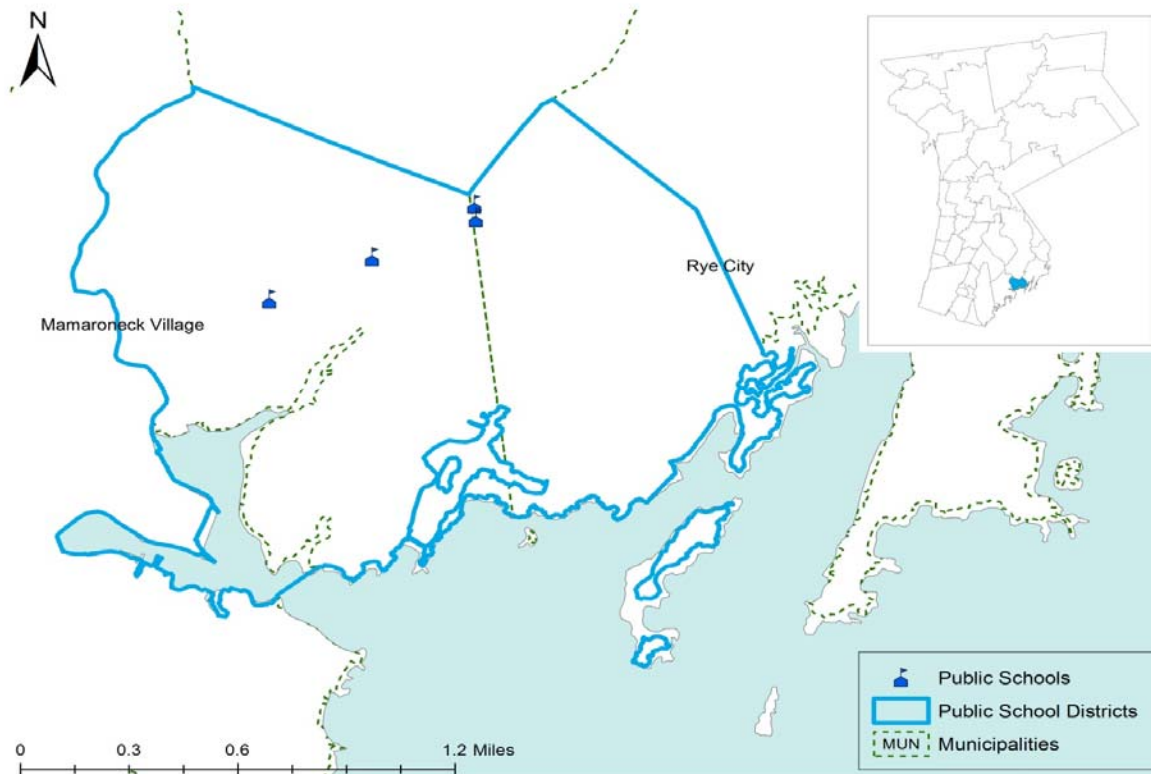
# RYE CITY SCHOOL DISTRICT



## Student Weight Status 2013-2014

		Grade Level		
		Elementary	Middle/High	District Total
Grades report on overweight and obesity status		PK, K, 2, 4	7,10	PK,K,2,4,7,10
Overweight:	N	77	48	125
	%	10.8	10.6	10.7
Obese:	N	37	29	66
	%	5.2	6.4	5.6
Overweight or Obese:	N	114	77	191
	%	15.9	17.0	16.3

## RYE NECK UNION FREE SCHOOL DISTRICT

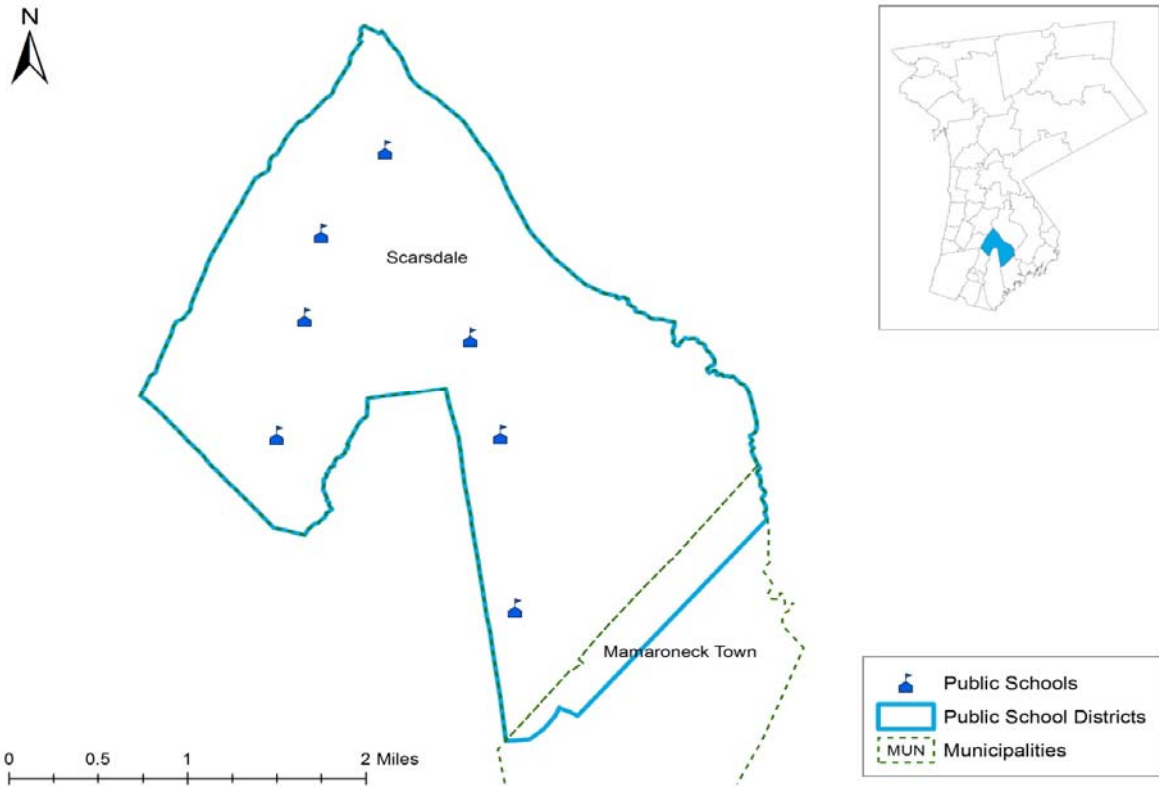


### Student Weight Status 2012-2013

		Grade Level		
		Elementary	Middle/High	District Total*
Grades report on overweight and obesity status		PK, K, 2, 4	7,10	PK,K,2,4,7,10
Overweight:	N	41	30	177
	%	12.7	14.6	27.8
Obese:	N	31	24	55
	%	9.6	11.7	8.6
Overweight or Obese:	N	72	54	232
	%	22.3	26.3	36.4

\* School districts report weight status data separately for students in elementary, middle/high and the total school district. The counts of students represented in the district totals may not necessarily equal the sum of students in the elementary and middle/high totals because of restrictions in reporting small numbers due to the FERPA.

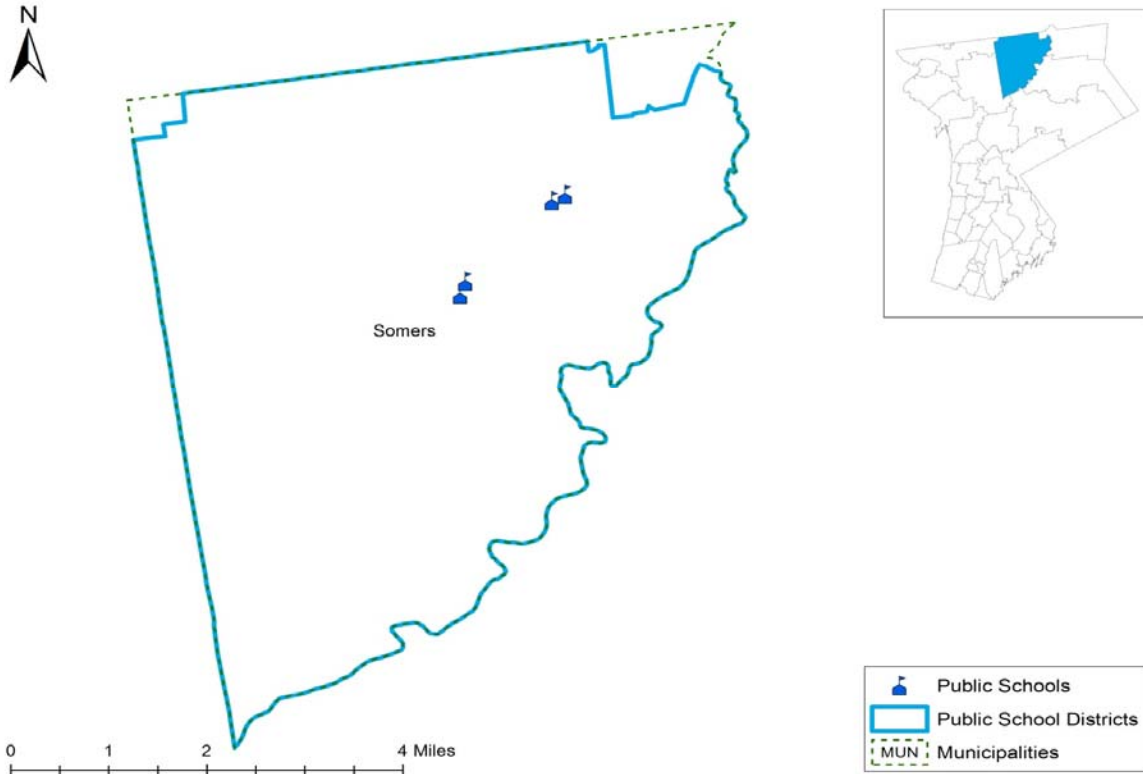
## SCARSDALE UNION FREE SCHOOL DISTRICT



### Student Weight Status 2012-2013

		Grade Level		
		Elementary	Middle/High	District Total
Grades report on overweight and obesity status		PK, K, 2, 4	7,10	PK,K,2,4,7,10
Overweight:	N	42	70	112
	%	6.5	12.0	9.1
Obese:	N	26	37	63
	%	4.0	6.3	5.1
Overweight or Obese:	N	68	107	175
	%	10.4	18.3	14.2

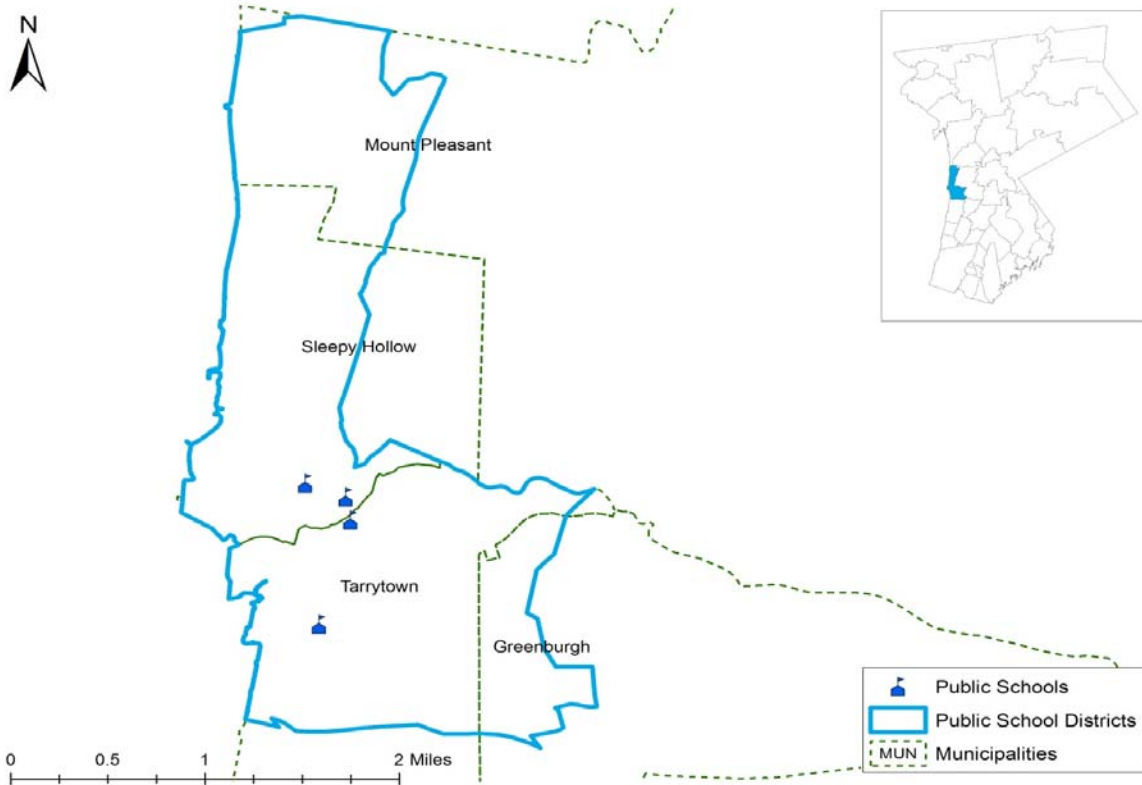
## SOMERS CENTRAL SCHOOL DISTRICT



### Student Weight Status 2012-2013

		Grade Level		
		Elementary	Middle/High	District Total
Grades report on overweight and obesity status		PK, K, 2, 4	7,10	PK,K,2,4,7,10
Overweight:	N	65	59	124
	%	14.3	14.2	14.2
Obese:	N	40	44	84
	%	8.8	10.6	9.6
Overweight or Obese:	N	105	103	208
	%	23.0	24.8	23.9

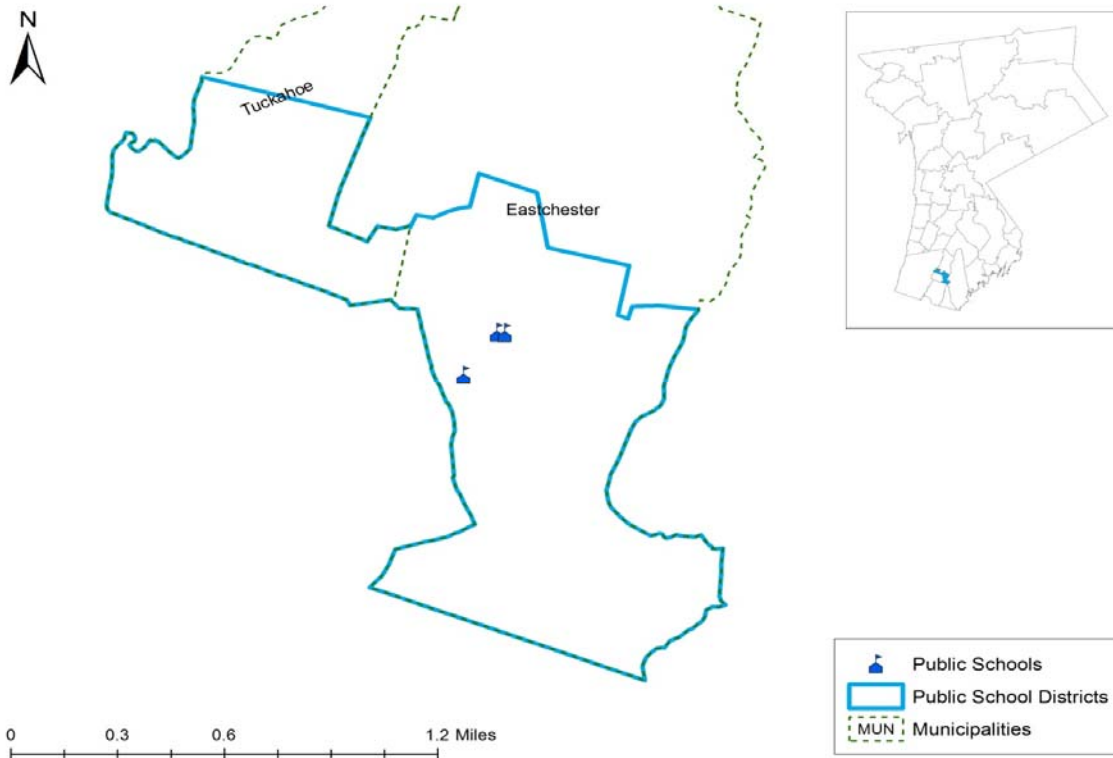
# TARRYTOWNS UNION FREE SCHOOL DISTRICT



## Student Weight Status 2013-2014

		Grade Level		
		Elementary	Middle/High	District Total
Grades report on overweight and obesity status		PK, K, 2, 4	7,10	PK,K,2,4,7,10
Overweight:	N	67		67
	%	19.8		12.1
Obese:	N	79		79
	%	23.3		14.3
Overweight or Obese:	N	146		146
	%	43.1		26.4

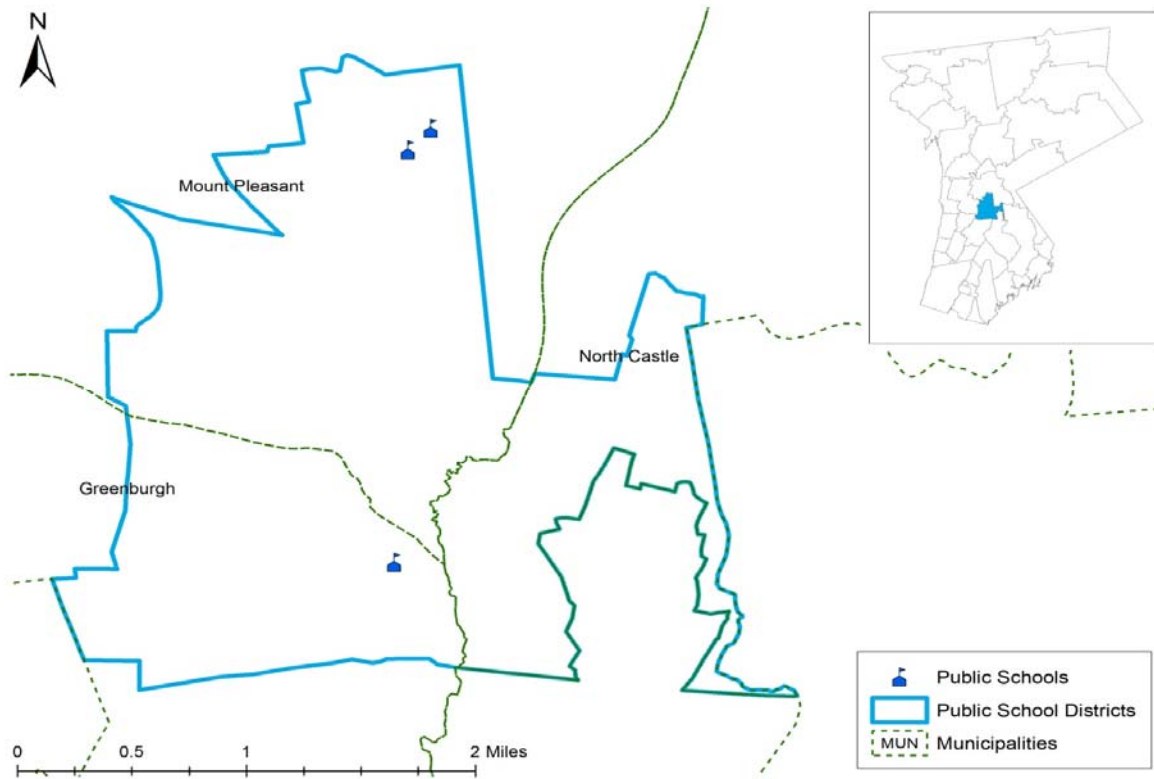
# TUCKAHOE UNION FREE SCHOOL DISTRICT



## Student Weight Status 2013-2014

		Grade Level		
		Elementary	Middle/High	District Total
Grades report on overweight and obesity status		PK, K, 2, 4	7,10	PK,K,2,4,7,10
Overweight:	N	26	16	42
	%	16.5	15.7	15.8
Obese:	N	15	17	32
	%	9.5	16.7	12.1
Overweight or Obese:	N	41	33	74
	%	25.9	32.4	27.9

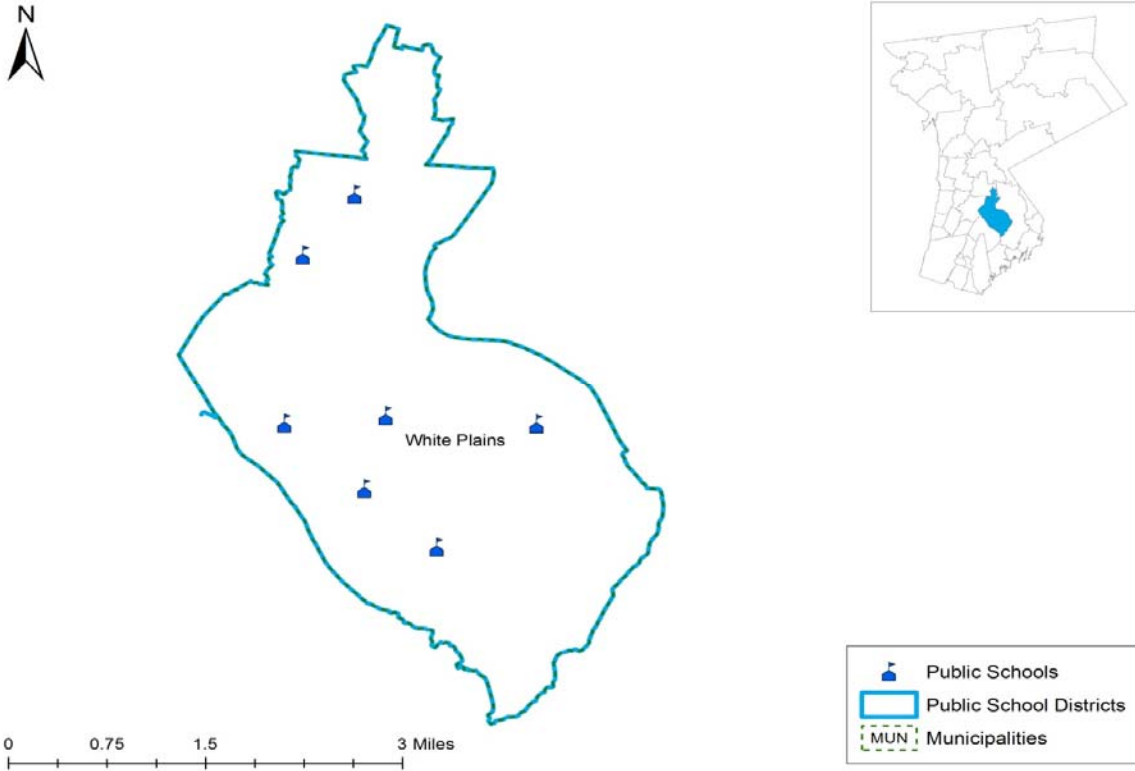
# VALHALLA UNION FREE SCHOOL DISTRICT



## Student Weight Status 2012-2013

		Grade Level		
		Elementary	Middle/High	District Total
Grades report on overweight and obesity status		PK, K, 2, 4	7,10	PK,K,2,4,7,10
Overweight:	N	46	29	75
	%	15.1	14.7	14.9
Obese:	N	35	27	62
	%	11.5	13.7	12.3
Overweight or Obese:	N	81	56	137
	%	26.6	28.4	27.1

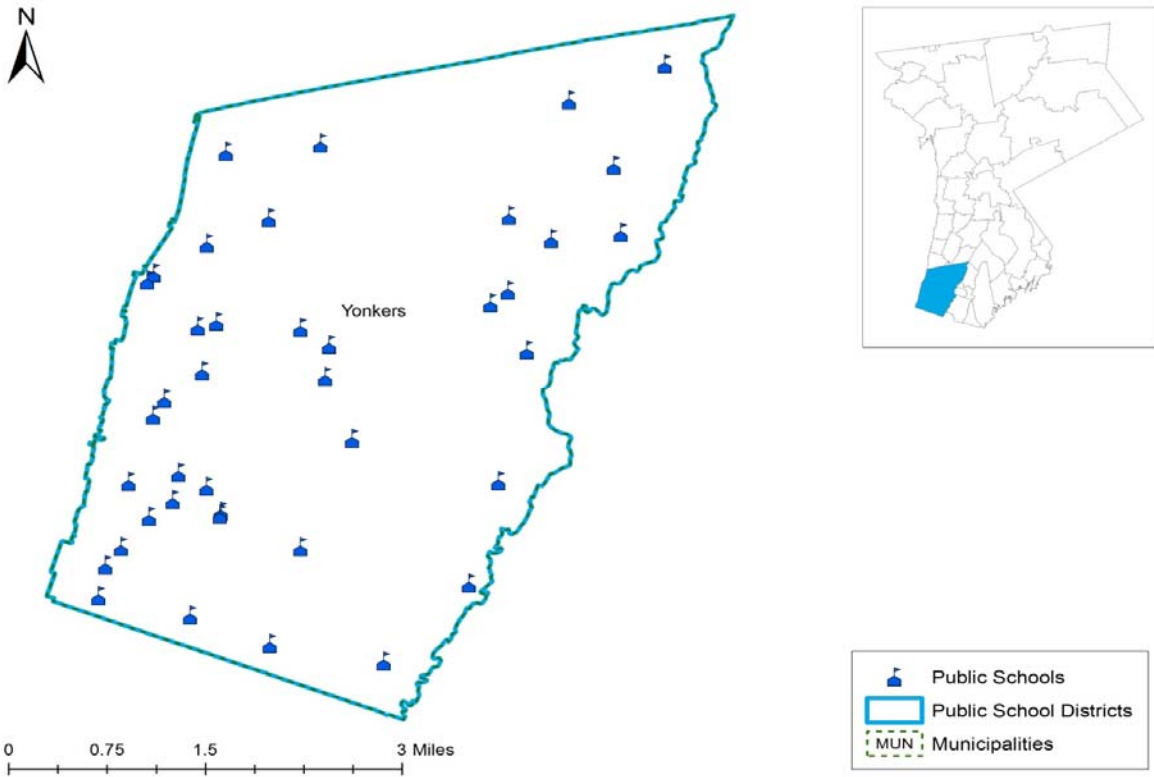
# WHITE PLAINS CITY SCHOOL DISTRICT



## Student Weight Status 2013-2014

		Grade Level		
		Elementary	Middle/High	District Total
Grades report on overweight and obesity status		PK, K, 2, 4	7,10	PK,K,2,4,7,10
Overweight:	N	182	100	282
	%	15.4	14.7	15.2
Obese:	N	136	134	270
	%	11.5	19.8	14.5
Overweight or Obese:	N	318	234	552
	%	26.9	34.5	29.7

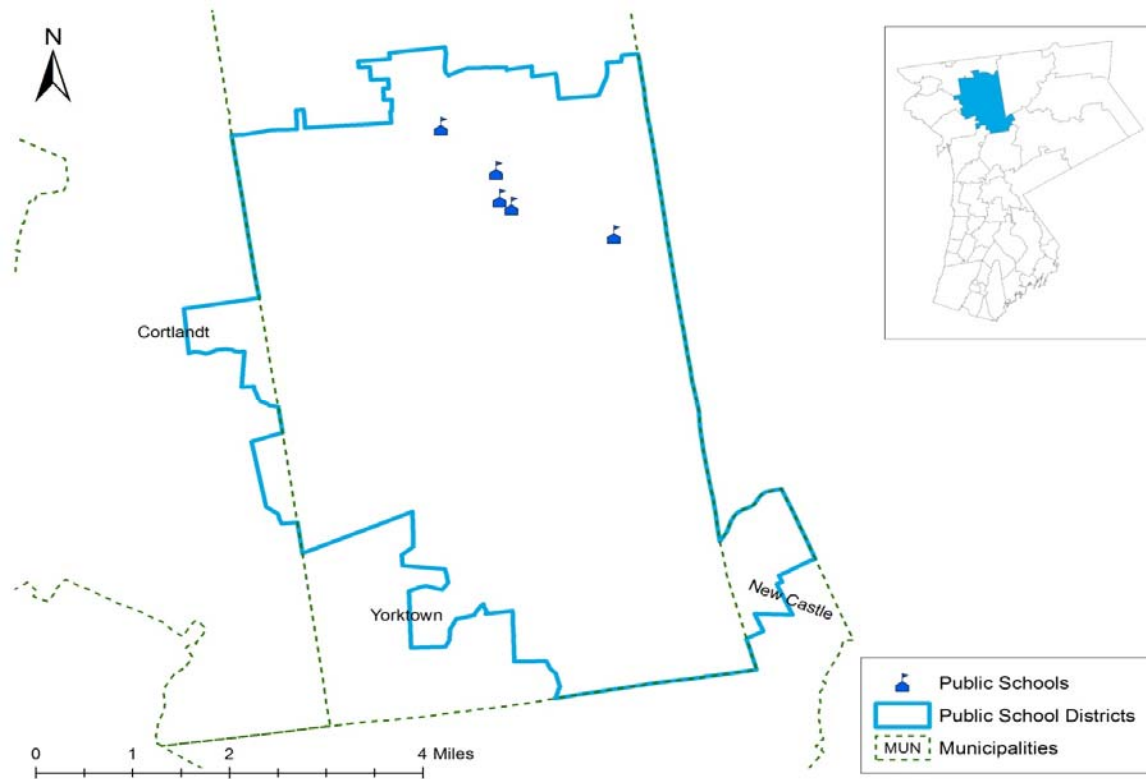
# YONKERS CITY SCHOOL DISTRICT



## Student Weight Status 2013-2014

		Grade Level		
		Elementary	Middle/High	District Total
Grades report on overweight and obesity status		PK, K, 2, 4	7,10	PK,K,2,4,7,10
Overweight:	N	394	169	563
	%	11.5	10.2	11.1
Obese:	N	741	311	1052
	%	21.6	18.7	20.7
Overweight or Obese:	N	1135	480	1615
	%	33.1	28.9	31.7

# YORKTOWN CITY SCHOOL DISTRICT



## Student Weight Status 2013-2014

		Grade Level		
		Elementary	Middle/High	District Total
Grades report on overweight and obesity status		PK, K, 2, 4	7,10	PK,K,2,4,7,10
Overweight:	N	102	110	212
	%	16.7	19.6	18.1
Obese:	N	63	65	128
	%	10.3	11.6	10.9
Overweight or Obese:	N	165	175	340
	%	27.0	31.2	29.0



## for Prevention of Pediatric Overweight and Obesity

The American Academy of Pediatrics (AAP) recommends that periodic measurement of BMI be performed as part of a comprehensive approach to prevention of pediatric overweight.

### **Health Supervision Recommendations**

- 1) Identify and track patients at risk by virtue of family history, birth weight, or socioeconomic, ethnic, cultural, or environmental factors.
- 2) Calculate and plot BMI once a year on all children and adolescents.
- 3) Use change in BMI to identify rate of excessive weight gain relative to linear growth.
- 4) Encourage, support, and protect breastfeeding.
- 5) Encourage parents and caregivers to promote healthy eating patterns by offering nutritious snack, such as vegetables and fruits, low-fat dairy foods, and whole grains; encouraging children's autonomy in self-regulation of food intake and setting appropriate limits on choices; and modeling healthy food choices.
- 6) Routinely promote physical activity, including unstructured play at home, in school, in childcare settings, and throughout the community.
- 7) Recommend limitations of television and video time to a maximum of 2 hours per day.
- 8) Recognize and monitor changes in obesity-associated risk factors for adult chronic disease, such as hypertension, dyslipidemia, hyperinsulinemia, impaired glucose tolerance, and symptoms of obstructive sleep apnea syndrome.

### **Advocacy Recommendations**

- 1) Help parents, teachers, coaches, and others who influence youth to discuss health habits, not body habitus, as part of their efforts to control overweight and obesity.
- 2) Enlist policy makers from local, state, and national organizations and schools to support a healthful lifestyle for all children, including proper diet and adequate opportunity for regular physical activity.
- 3) Encourage organizations that are responsible for health care and health care financing to provide coverage for effective obesity prevention and treatment strategies.
- 4) Encourage public and private sources to direct funding toward research into effective strategies to prevent overweight and obesity and to maximize limited family and community resources to achieve healthful outcomes for youth.
- 5) Support and advocate for social marketing intended to promote healthful food choices and increased physical activity.

## for Prevention of Pediatric Overweight and Obesity

**Steps to Calculate, Plot, and Interpret BMI for Children and Adolescents**

Step 1: Obtain accurate height and weight measurements

Step 2: Calculate BMI, using BMI slide wheel, table, or formula:

Metric:  $BMI = (\text{weight in kg}) / (\text{height in meters}) (\text{height in meters})$

English:  $BMI = (\text{weight in lbs} \times 703) / (\text{height in inches}) (\text{height in inches})$

Step 3: Select the BMI-for-age chart appropriate for child's gender

Step 4: Plot the BMI value at the intersect with child's age

Step 5: Identify the percentile line closest to point plotted

Step 6: Interpret the plotted measurements

Overweight: At or above 95<sup>th</sup> percentile of BMI-for-age

At Risk for Overweight: Between 85<sup>th</sup> and 95<sup>th</sup> percentiles

Normal weight: Between 5<sup>th</sup> and 85<sup>th</sup> percentiles

Underweight: Below 5<sup>th</sup> percentile of BMI-for-age

While rate of change in BMI as a specific risk indicator has not been well defined, an annual increase of 3 or more BMI units may reflect rapid increase in body fat that warrants further evaluation.

Step 7: Consider further assessment to confirm diagnosis of overweight, identify underlying causes of overweight, and guide management plan.

BMI-for-age is a screening tool. Clinical judgment must be applied to determine the need for further assessment. Growth patterns outside normal range should always prompt rechecking of measurements. Children and adolescents determined to be overweight should undergo in-depth assessment for underlying causes and guide management plans.

Student BMI Weight Status Category Survey

**DISTRICT Tally Sheet**  
**BMI Part 1: Student Weight Status Category Survey**

District: \_\_\_\_\_

Date Completed: \_\_\_/\_\_\_/\_\_\_

District BEDS Code: \_\_\_\_\_

Completed by: \_\_\_\_\_

Data by Grade Group						
	Pre-K,K,2,4		7,10		DISTRICT Total	
	Males	Females	Males	Females	Males	Females
Total Number of Enrolled Students						
<b>TOTAL</b>						
Less than 5 <sup>th</sup> percentile						
<b>TOTAL</b>						
5 <sup>th</sup> through 49 <sup>th</sup> percentile						
<b>TOTAL</b>						
50 <sup>th</sup> through 84 <sup>th</sup> percentile						
<b>TOTAL</b>						
85 <sup>th</sup> through 94 <sup>th</sup> percentile						
<b>TOTAL</b>						
95 <sup>th</sup> and greater percentile						
<b>TOTAL</b>						

Student BMI Weight Status Category Survey

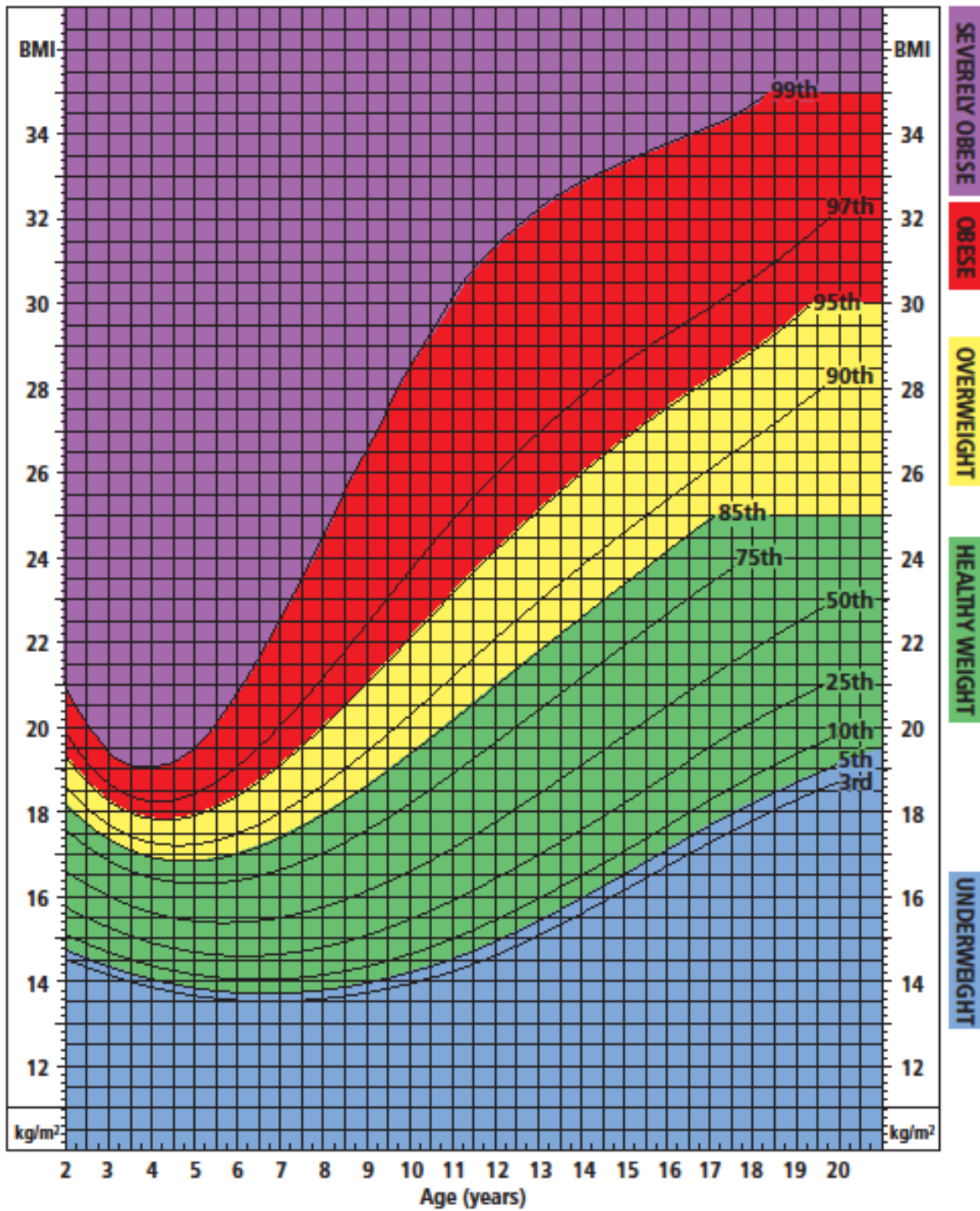
**DISTRICT** Tally Sheet  
 BMI Part 1: Student Weight Status Category Survey

Data by Grade Group						
	Pre-K,K,2,4		7,10		DISTRICT Total	
Missing						
<b>TOTAL</b>						
Parent/guardian requested that his/her child's data be excluded						
<b>TOTAL</b>						

Appendix C. Body Mass Index for Age Percentiles

### Body Mass Index-for-Age Percentiles

Boys

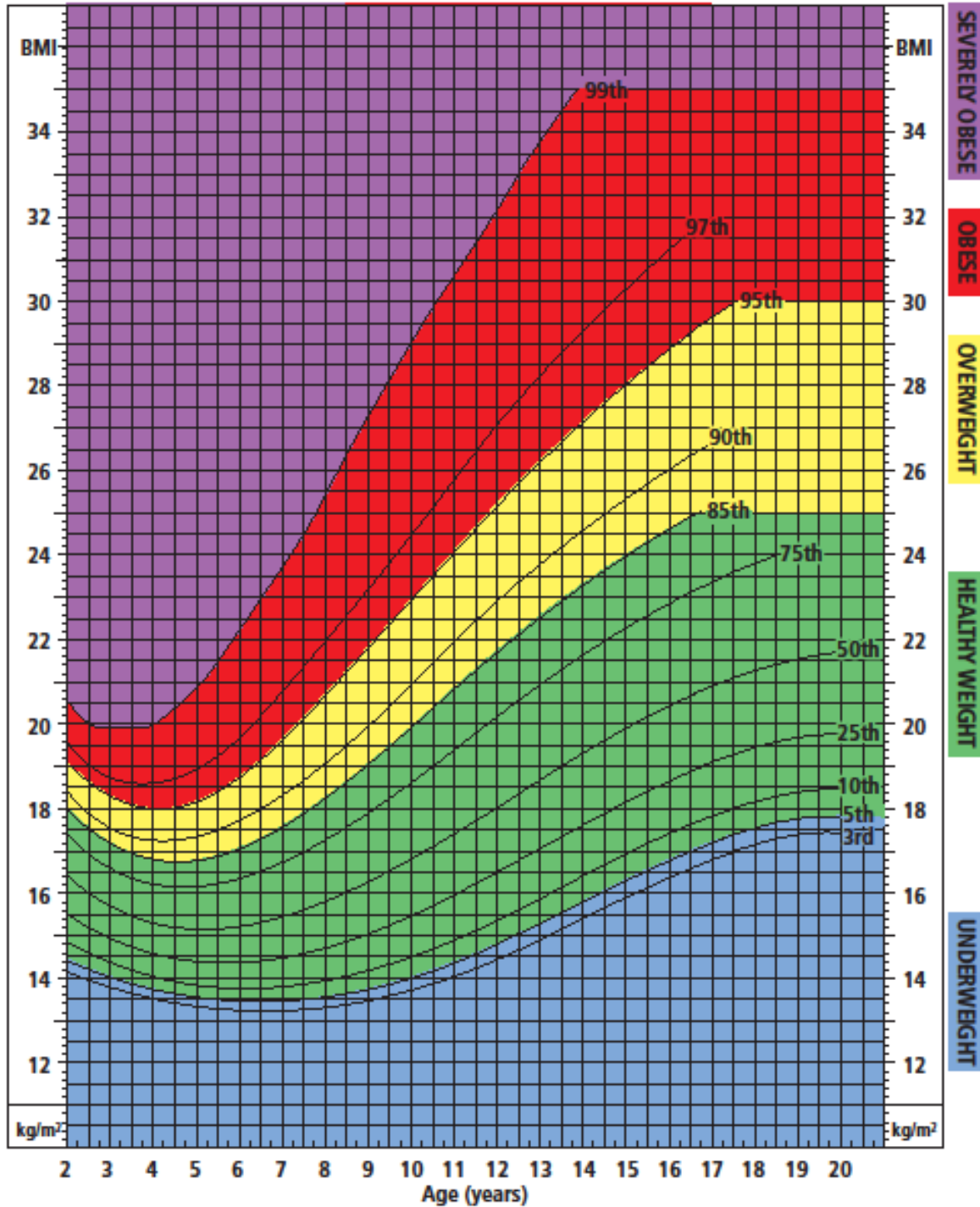


Adapted from the Centers for Disease Control and Prevention (CDC) Growth Chart

Appendix C. Body Mass Index for Age Percentiles

Body Mass Index-for-Age Percentiles

Girls



Adapted from the Centers for Disease Control and Prevention (CDC) Growth Chart

Appendix B: Westchester County Public Schools

**Ardsley Union Free School District**

Ardsley High School	300 Farm, Ardsley, NY 10502
Ardsley Middle School	700 Ashford Ave, Ardsley, NY 10502
Concord Road Elementary School	Concord Rd, Ardsley, NY 10502

**Bedford Central School District**

Bedford Hills Elementary School	123 Babbitt Rd, Bedford Hills, NY 10507
Bedford Village Elementary School	45 Court Rd, Bedford, NY 10506
Fox Lane High School	S Bedford Rd, Bedford, NY 10506
Fox Lane Middle School	S Bedford Rd, Bedford, NY 10506
Mount Kisco Elementary School	47 West Hyatt Ave, Mount Kisco, NY 10549
Pound Ridge Elementary School	7 Pound Ridge Rd, Pound Ridge, NY 10576
West Patent Elementary School	80 West Patent Rd, Bedford Hills, 10507

**Blind Brook-Rye Union Free School District**

Blind Brook High School	840 King St, Rye Brook, 10573
Blind Brook-Rye Middle School	840 King St, Rye Brook, NY 10573
Bruno M. Ponterio Ridge Street School	390 North Ridge St, Rye Brook, NY 10573

**Briarcliff Manor Union Free School District**

Briarcliff High School	444 Pleasantville Rd, Briarcliff Manor, NY 10510
Briarcliff Middle School	444 Pleasantville Rd, Briarcliff Manor, NY 10510
Todd Elementary School	45 Ingham Rd, Briarcliff Manor, NY 10510

**Bronxville Union Free School District**

Bronxville Elementary School	177 Pondfield Rd, Bronxville, NY 10708
Bronxville High School	177 Pondfield Rd, Bronxville, NY 10708
Bronxville Middle School	177 Pondfield Rd, Bronxville, NY 10708

**Byram Hills Central School District**

Byram Hills High School	12 Tripp Ln, Armonk, NY 10504
Coman Hill School	558 Bedford Rd, Armonk, NY 10504
H C Crittenden Middle School	10 Mac Donald Ave, Armonk, NY 10504
Wampus School	41 Wampus Ave, Armonk, NY 10504

**Chappaqua Central School District**

Douglas G Grafflin School	650 King St, Chappaqua, NY 10514
Horace Greeley High School	70 Roaring Brook Rd, Chappaqua, NY 10514
Roaring Brook School	530 Quaker Rd, Chappaqua, NY 10514
Robert E Bell School	50 Senter St, Chappaqua, NY 10514
Seven Bridges Middle School	222 Seven Bridges Rd, Chappaqua, NY 10514
Westorchard School	25 Granite Rd, Chappaqua, NY 10514

**Croton Harmon Union Free School District**

Carrie E Tompkins School	8 Gerstein St, Croton On Hudson, NY 10520
Croton Harmon High School	36 Old Post Rd, Croton On Hudson, NY 10520

Appendix B: Westchester County Public Schools

Pierre Van Cortlandt School	3 Glen Place, Croton On Hudson, NY 10520
<b>Dobbs Ferry Union Free School District</b>	
Dobbs Ferry High School	505 Broadway, Dobbs Ferry, NY 10522
Dobbs Ferry Middle School	505 Broadway, Dobbs Ferry, 10522
Springhurst Elementary School	Walgrove Ave, Dobbs Ferry, NY 10522
<b>Eastchester Union Free School District</b>	
Anne Hutchinson School	60 Mill Rd, Eastchester, 10709
Eastchester Middle School	550 White Plains Rd, Eastchester, NY 10709
Eastchester Senior High School	2 Stewart Pl, Eastchester, NY 10709
Greenvale School	1 Gabriel Rescigno Dr, Scarsdale, 10583
Waverly Early Childhood Center	45 Hall Ave, Eastchester, NY 10709
<b>Edgemont Union Free School District</b>	
Edgemont Junior-Senior High School	200 White Oak Ln, Scarsdale, NY 10583
Greenville School	100 Glendale Rd, Scarsdale, 10583
Seely Place School	51 Seely Pl, Scarsdale, NY 10583
<b>Elmsford Union Free School District</b>	
Alexander Hamilton High School	98 South Goodwin Ave, Elmsford, NY 10523
Alice E Grady Elementary School	45 Cobb Ln, Elmsford, NY 10523
Carl L Dixson Elementary School	22 South Hillside Ave, Elmsford, NY 10523
<b>Greenburgh Central School District</b>	
Early Childhood Program	475 West Hartsdale Ave, Hartsdale, NY 10530
Highview School	200 North Central Ave, Hartsdale, NY 10530
Lee F Jackson School	Saratoga Rd, White Plains, NY 10607
Richard J Bailey School	33 West Hillside Ave, White Plains, NY 10607
Woodlands Middle School	475 West Hartsdale Ave, Hartsdale, NY 10530
Woodlands Senior High School	475 West Hartsdale Ave, Hartsdale, NY 10530
<b>Harrison Central School District</b>	
Harrison Avenue Elementary School	480 Harrison Ave, Harrison, NY 10528
Harrison High School	255 Union Ave, Harrison, NY 10528
Louis M Klein Middle School	50 Union Ave, Harrison, NY 10528
Parsons Memorial School	200 Halstead Ave, Harrison, NY 10528
Purchase School	2995 Purchase St, Purchase, NY 10577
Samuel J Preston School	50 Taylor Ave, White Plains, NY 10604
<b>Hastings On Hudson Union Free School District</b>	
Farragut Middle School	27 Farragut Ave, Hastings-On-Hudson, NY 10706
Hastings High School	1 Mount Hope Blvd, Hastings-On-Hudson, NY 10706
Hillside Elementary School	120 Lefurgy Ave , Hastings-On-Hudson

Appendix B: Westchester County Public Schools

**Hendrick Hudson Central School District**

Blue Mountain Middle School	7 Furnace Woods Rd, Cortlandt Manor, NY 10567
Buchanan-Verplanck Elementary School	160 Westchester Ave, Buchanan, NY 10511
Frank G Lindsey Elementary School	57 Trolley Rd, Montrose, NY 10548
Furnace Woods Elementary School	239 Watch Hill Rd, Cortland Manor, NY 10567
Hendrick Hudson High School	2166 Albany Post Rd, Montrose , NY 10548

**Irvington Union Free School District**

Dows Lane (K-3) School	6 Dows Lane, Irvington, NY 10533
Irvington High School	40 North Broadway, Irvington, NY 10533
Irvington Middle School	40 North Broadway, Irvington, NY 10533
Main Street School (4-5)	101 Main St, Irvington, NY 10533

**Katonah Lewisboro Union Free School District**

Increase Miller Elementary School	186 Waccabuc Rd, Golden Bridge, NY 10526
John Jay Middle School	40 North Salem Rd, Katonah, NY 10518
John Jay Senior High School	60 North Salem Rd, Cross River, NY 10518
Katonah Elementary School	106 Huntville Rd, Katonah, NY 10536
Meadow Pond Elementary School	185 Smith Ridge Rd, South Salem, NY 10590

**Lakeland Central School District**

Benjamin Franklin Elementary School	3477 Kamhi Dr, Yorktown Heights, NY 10598
George Washington Elementary School	3634 Lexington Ave, Mohegan Lake, NY 10547
Lakeland Copper Beech Middle School	3417 Old Yorktown Rd, Yorktown Heights, NY 10598
Lakeland High School	1349 E Main St, Shrub Oak, NY 10588
Lincoln Titus Elementary School	10 Lincoln Ave, Crompond, 10517
Thomas Jefferson Elementary School	3636 Gomer St, Yorktown Heights, 10598
Van Cortlandtville School	3100 East Main St, Mohegan Lake, NY 10547
Walter Panas High School	300 Croton Ave, Cortlandt Manor, NY 10567

**Mamaroneck Union Free School District**

Central School	1100 Palmer Ave, Larchmont, NY 10538
Chatsworth Avenue School	34 Chatsworth Ave, Larchmont, NY 10538
Hommocks School	130 Hommocks Rd, Larchmont, NY 10538
Mamaroneck Avenue School	850 Mamaroneck Ave, Mamaroneck, NY 10543
Mamaroneck High School	1000 W Boston Post Rd, Mamaroneck, NY 10543
Murray Avenue School	250 Murray Ave, Larchmont, NY 10538

**Mount Pleasant Central School District**

Columbus Elementary School	Columbus Ave, Thornwood, NY 10594
Hawthorne Elementary School	225 Memorial Dr, Hawthorne, NY 10532
Westlake High School	825 Westlake Dr, Thornwood, NY 10594
Westlake Middle School	825 Westlake Dr, Thornwood, NY 10594

**Mount Vernon City School District**

Cecil H Parker School	461 South 6th Ave, Mount Vernon, NY 10550
-----------------------	-------------------------------------------

Appendix B: Westchester County Public Schools

Columbus School at The Franko Building	455 North High Street, Mount Vernon, NY 10522
Davis Middle School	350 Gramatan Ave, Mount Vernon, NY 10550
Edward Williams School	9 Union Ln, Mount Vernon, NY 10553
Graham School	421 East 5th St, Mount Vernon, NY 10550
Grimes School	59 South 10th Ave, Mount Vernon, NY 10550
Hamilton School	20 Oak St, Mount Vernon, NY 10550
Holmes School	195 North Columbus Ave, Mount Vernon, NY 10553
Lincoln School	170 East Lincoln Ave, Mount Vernon, NY 10552
Longfellow Middle School	624 South Third Ave, Mount Vernon, NY 10550
Longfellow School	625 S Fourth Ave, Mount Vernon, NY 10550
Mount Vernon High School	100 California Rd, Mount Vernon, NY 10552
Nelson R Mandela/Dr. Hosea Zollicoff	250 Gramatan Ave, Mount Vernon, NY 10550
Pennington School	20 Fairway Ave, Mount Vernon, NY 10552
Thornton High School	121 South 6th Ave, Mount Vernon, NY 10550
Traphagen School	72 Lexington Ave, Mount Vernon, NY 10552
<b>New Rochelle City School District</b>	
Albert Leonard Middle School	25 Gerada Ln, New Rochelle, NY 10804
Columbus Elementary School	275 Washington Ave, New Rochelle, NY 10801
Daniel Webster Elementary School	95 Glenmore Dr, New Rochelle, NY 10801
George M Davis Elementary School	80 Iselin Dr, New Rochelle, NY 10804
Henry Barnard Elem School	129 Barnard Rd, New Rochelle, NY 10801
Isaac E Young Middle School	270 Centre Ave, New Rochelle, NY 10805
Jefferson Elementary School	131 Weyman Ave, New Rochelle, NY 10805
New Rochelle High School	265 Clove Rd, New Rochelle, NY 10801
Trinity Elementary School	180 Pelham Rd, New Rochelle, NY 10805
William B Ward Elementary School	311 Broadfield Rd, New Rochelle, NY 10804
<b>North Salem Central School District</b>	
North Salem Middle/High School	230 June Road, North Salem, NY 10560
Pequenakonck Elementary School	173 June Road, North Salem, NY 10560
<b>Ossining Union Free School District</b>	
Anne M Dorner Middle School	100 Van Cortlandt Ave, Ossining, NY 10562
Brookside School	30 Ryder Rd, Ossining, NY 10562
Claremont School	Claremont Rd, Ossining, NY 10562
Ossining High School	29 S Highland Ave, Ossining, NY 10562
Park School-Park Early Childhood Center	22 Edward St, Ossining, NY 10562
Roosevelt School	190 Croton Ave, Ossining, NY 10562
<b>Peekskill City School District</b>	
Hillcrest School	4 Horton Dr, Peekskill, NY 10566
Oakside School	John St, Peekskill, NY 10566
Peekskill High School	1072 Elm St, Peekskill, NY 10566
Peekskill Middle School	212 Ringgold St, Peekskill, NY 10566
Uriah Hill School	980 Pemart Ave, Peekskill, NY 10566

Appendix B: Westchester County Public Schools

Woodside School	Depew St, Peekskill, NY 10566
<b>Pelham Union Free School District</b>	
Colonial School	315 Highbrook Ave, Pelham , NY 10803
Hutchinson School	301 Third Ave, Pelham, 10803
Pelham Memorial High School	575 Colonial Ave, Pelham, NY 10803
Pelham Middle School	Colonial Ave, Pelham, NY 10803
Prospect Hill School	Clay And Wash Aves, Pelham Manor, NY 10803
Siwanoy School	489 Siwanoy Pl, Pelham, NY 10803
<b>Pleasantville Union Free School District</b>	
Bedford Road School	289 Bedford Rd, Pleasantville , NY 10570
Pleasantville High School	60 Romer Ave, Pleasantville, NY 10570
Pleasantville Middle School	40 Romer Ave, Pleasantville, NY 10570
<b>Pocantico Hills Central School District</b>	
Pocantico Hills Central School	Bedford Rd, Tarrytown, NY 10591
<b>Port Chester-Rye Union Free School District</b>	
John F Kennedy Magnet School	40 Olivia St, Port Chester, NY 10573
King Street School	697 King St, Port Chester, NY 10573
Park Avenue School	Park Ave, Port Chester, NY 10573
Port Chester Middle School	113 Bowman Ave, Port Chester, NY 10573
Port Chester Senior High School	1 Tamarack Rd, Port Chester, NY 10573
Thomas A Edison School	132 Rectory St, Port Chester, NY 10573
<b>Rye City School District</b>	
Midland School	Midland Ave, Rye, NY 10580
Milton School	12 Hewlett Ave, Rye, NY 10580
Osborn School	10 Osborn Rd, Rye, NY 10580
Rye High School	Parsons St, Rye, NY 10580
Rye Middle School	Parsons St, Rye, NY 10580
<b>Rye Neck Union Free School District</b>	
Daniel Warren Elementary School	1310 Harrison Ave, Mamaroneck, NY 10543
F E Bellows Elementary School	200 Carroll Ave, Mamaroneck, NY 10543
Rye Neck Middle School	300 Hornidge Rd, Mamaroneck, NY 10543
Rye Neck Senior High School	300 Hornidge Rd, Mamaroneck, NY 10543
<b>Scarsdale Union Free School District</b>	
Edgewood School	1 Roosevelt Pl, Scarsdale, NY 10583
Fox Meadow School	59 Brewster Rd, Scarsdale, NY 10583
Greenacres School	41 Huntington Ave, Scarsdale, NY 10583
Heathcote School	26 Palmer Ave, Scarsdale, NY 10583
Quaker Ridge School	125 Weaver St, Scarsdale, NY 10583
Scarsdale Middle School	134 Mamaroneck Rd, Scarsdale, NY 10583

Appendix B: Westchester County Public Schools

Scarsdale Senior High School	1057 Post Rd, Scarsdale , NY 10583
<b>Somers Central School District</b>	
Primrose School	110 Primrose St, Lincolndale, NY 10540
Somers Intermediate School	240 Rt 202, Somers, NY 10589
Somers Middle School	250 Rt 202, Somers, NY 10589
Somers Senior High School	Rt 139, Lincolndale, NY 10540
<b>Tuckahoe Union Free School District</b>	
Tuckahoe High School	65 Siwanoy Blvd, Eastchester, NY 10707
Tuckahoe Middle School	65 Siwanoy Blvd, Eastchester, NY 10707
William E Cottle School	2 Siwanoy Blvd, Eastchester, NY 10707
<b>Union Free School District Of The Tarrytowns</b>	
John Paulding School	154 N Broadway, Tarrytown, NY 10591
Sleepy Hollow High School	210 N Broadway, Sleepy Hollow, NY 10591
Sleepy Hollow Middle School	210 N Broadway, Sleepy Hollow, NY 10591
W L Morse School	30 Pocantico St, Sleepy Hollow, NY 10591
Washington Irving Intermediate School	103 S Broadway, Tarrytown, NY 10591
<b>Valhalla Union Free School District</b>	
Kensico School	320 Columbus Ave, Valhalla, NY 10595
Valhalla High School	300 Columbus Avenue, Valhalla, NY 10595
Valhalla Middle School	300 Columbus Ave, Valhalla, NY 10595
Virginia Road Elementary School	86 Virginia Rd, White Plains, NY 10603
<b>White Plains City School District</b>	
Church Street School	295 Church St, White Plains, NY 10603
George Washington School	100 Orchard St, White Plains, NY 10604
Mamaroneck Avenue School	7 Nosband Ave, White Plains, NY 10605
Post Road School	175 W Post Rd, White Plains, NY 10606
Ridgeway School	225 Ridgeway, White Plains, NY 10605
White Plains Middle School	128 Grandview Ave, White Plains, NY 10605
White Plains Senior High School	550 North St, White Plains, NY 10605
<b>Yonkers City School District</b>	
Casimir Pulaski School	150 Kings Cross, Yonkers, NY 10583
Cedar Place Elementary School	20 Cedar Place, Yonkers, NY 10705
Cross Hill Academy	160 Bolmer Ave, Yonkers, NY 10703
Enrico Fermi School For The Performing Arts	27 Poplar St, Yonkers, NY 10701
Eugenio Maria de Hostos MicroSociety School	75 Morris St, Yonkers, NY 10705
Family School 32	1 Montclair Pl, Yonkers, NY 10710
Foxfire School	1061 N Broadway, Yonkers, NY 10701
Gorton High School	100 Shonnard Pl, Yonkers, NY 10701
Kahlil Gilbran School	18 Rosedale Rd, Yonkers, NY 10710
Lincoln High School	Kneeland Ave, Yonkers, NY 10704

Appendix B: Westchester County Public Schools

MLK Jr High Tech and Computer Magnet School	135 Locust Hill Ave, Yonkers, NY 107013
Montessori School 27	132 Valentine Ln, Yonkers, NY 10705
Montessori School 31	7 Ravens Wood Rd, Yonkers, NY 10710
Museum School 25	579 Warburton Ave, Yonkers, NY 10701
Paideia School 15	175 Westchester Ave, Yonkers, NY 10707
Paideia School 24	50 Colin St, Yonkers, NY 10701
Palisade Preparatory School	190 N Broadway, Yonkers, NY 10701
Patricia A DiChiaro School	373 Bronxville Rd, Yonkers, NY 10708
Pearls Hawthorne School	350 Hawthorne Ave, Yonkers, NY 10705
Riverside High School	565 Warburton Ave, Yonkers, NY 10701
Robert C Dodson School	105 Avondale Rd, Yonkers, NY 10710
Roosevelt High School - Early College Studies	631 Tuckahoe Rd, Yonkers, NY 10710
Rosemarie Ann Siragusa School	60 Crescent Pl, Yonkers, NY 10704
Saunders Trades and Technical High School	183 Palmer Rd, Yonkers, NY 10701
Scholastic Academy for Academic Excellence	77 Park Hill Ave, Yonkers, NY 10701
School 5	118 Lockwood Ave, Yonkers, NY 10701
School 9	53 Fairview St, Yonkers, NY 10703
School 13	195 Mclean Ave, Yonkers, NY 10705
School 16	759 N Broadway, Yonkers, NY 10703
School 17	745 Midland Ave, Yonkers, NY 10701
School 21	100 Lee Ave, Yonkers, NY 10705
School 22	1408 Nepperhan Ave, Yonkers, NY 10704
School 23	56 Van Cortland Park Ave, Yonkers, NY 10701
School 29	47 Croydon Rd, Yonkers, NY 10710
School 30	30 Nevada Ave, Yonkers, NY 10708
Thomas Cornell Academy	15 St. Marys Street, Yonkers, NY 10701
Yonkers High School	150 Rockland Ave, Yonkers, NY 10705
Yonkers Middle School	150 Rockland Ave, Yonkers, NY 10705
Yonkers Montessori Academy	160 Woodlawn Ave, Yonkers, NY 10704
<b>Yorktown Central School District</b>	
Brookside School	2285 Broad St, Yorktown Heights, NY 10598
Crompond School	2901 Manor St, Yorktown Heights, NY 10598
Mildred E Strang Middle School	2701 Crompond Rd, Yorktown Heights, NY 10598
Mohansic School	704 Locksley Rd, Yorktown Heights, NY 10598
Yorktown High School	2727 Crompond Rd, Yorktown Heights, NY 10598

